

LINEA M [LUMINAIRE]

Modular LED aluminium profile system

Designed for continuous lighting systems with different shapes and individual luminaires

Low power version: 14W | 1200lm | 1000mm length | luminaire

Medium power version: 27W | 2200lm | 1000mm length | luminaire

Many different junctions and connectors to create any lighting structures

High performance opal diffuser

Surface mounted or suspended

Height-adjustable cord suspension with transparent power supply cable and ceiling base for suspended version

CCT= 3000K | 3500K | 4000K | other on request

CRI(Ra) > 80 as standard | CRI(Ra)>90 on request

MacAdam 3

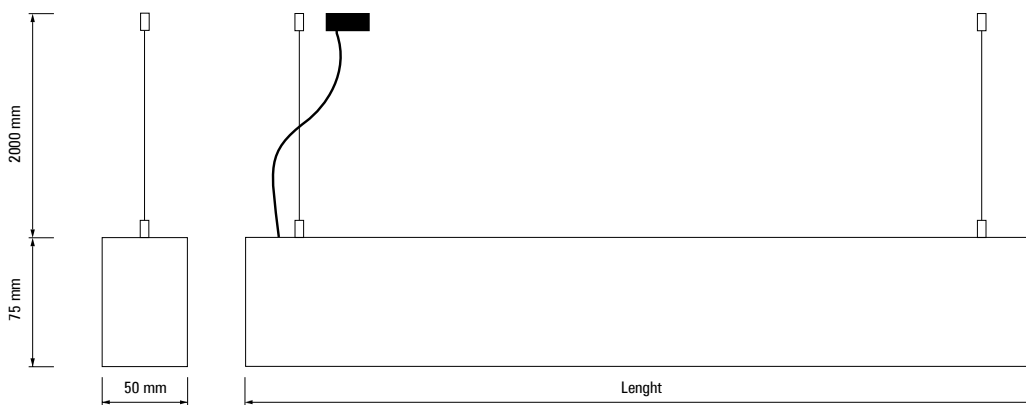
5 years guarantee













220-240V 50/60 Hz Power supply

ON/OFF | DALI | CASAMBI | BLL | TUNABLE WHITE

Anodized/White/Black other colours on request

ca. 3,0kg | 1000mm



Type	CRI + CCT *	Reflector	Dimming	Colour
Low power: 14W 1200lm 1000mm				
LTS 307 1/7 LED 	830	PM	- (ON/OFF)	AA (ANODIZED ALUMINIUM)
LTS 307 1/10 LED 	835		DALI	WH (WHITE)
LTS 307 1/14 LED 	840		CASAMBI	BL (BLACK)
LTS 307 1/17 LED 			BLL	
LTS 307 1/20 LED 			TW (TUNABLE WHITE)	
LTS 307 1/24 LED 				
LTS 307 1/27 LED 				
LTS 307 1/30 LED 				
LTS 307 1/33 LED 				
Medium power 27W 2200lm 1000mm				
LTS 307 1/14 LED 	830	PM	- (ON/OFF)	AA (ANODIZED ALUMINIUM)
LTS 307 1/20 LED 	835		DALI	WH (WHITE)
LTS 307 1/27 LED 	840		CASAMBI	BL (BLACK)
LTS 307 1/33 LED 			BLL	
LTS 307 1/40 LED 			TW (TUNABLE WHITE)	
LTS 307 1/47 LED 				
LTS 307 1/53 LED 				
LTS 307 1/60 LED 				
LTS 307 1/66 LED 				

* - other versions also possible

Order example: LTS 307 1/33 LED 830 ON/OFF WHITE

Type	Lenght [mm]	Module Power [W]	Luminaire Power [W]	Module Flux* [lm]	Luminaire Flux* [lm]
Low power: 14W 1200lm 1000mm					
LTS 307 1/7 LED	580	7	8	1220	
LTS 307 1/10 LED	860	10	12	1830	
LTS 307 1/14 LED	1140	14	16	2440	
LTS 307 1/17 LED	1420	17	20	3050	
LTS 307 1/20 LED	1700	20	23	3660	
LTS 307 1/24 LED	1980	24	28	4270	
LTS 307 1/27 LED	2260	27	31	4880	
LTS 307 1/30 LED	2540	30	35	5490	
LTS 307 1/33 LED	2820	33	38	6100	
Medium power: 27W 2200lm 1000mm					
LTS 307 1/14 LED	580	14	16	2240	
LTS 307 1/20 LED	860	20	23	3360	
LTS 307 1/27 LED	1140	27	31	4480	
LTS 307 1/33 LED	1420	33	38	5600	
LTS 307 1/40 LED	1700	40	46	6720	
LTS 307 1/47 LED	1980	47	54	7840	
LTS 307 1/53 LED	2260	53	61	8960	
LTS 307 1/60 LED	2540	60	69	10080	
LTS 307 1/66 LED	2820	66	75	11200	

Based on CCT=3000K CRI(Ra)>90



Power, Luminous Flux and CCT depending on customer need; current detail technical data on website www.sentinel.pl
Power & Luminous flux tolerance +/- 10%. Driverless versions on request.



futbolsport.pl

EA
FIFA 16
YouTube




MELJURIAL
WYBÓR NA Szybkość

HYPL...ENOM
ZABÓJCA ZWNOŚĆ

MAG...ITA
NIEPOWSTRZYMANE BOKSERY

KOLEKCJA D





LINEA M [SYSTEM]

Modular LED aluminium profile system

Designed for continuous lighting systems with different shapes and individual luminaires

Low power version: 14W | 1200lm | 1000mm length | luminaire

Medium power version: 27W | 2200lm | 1000mm length | luminaire

Many different junctions and connectors to create any lighting structures

High performance opal diffuser

Surface mounted or suspended

Height-adjustable cord suspension with transparent power supply cable

and ceiling base for suspended version

CCT= 3000K | 3500K | 4000K | other on request

CRI(Ra) > 80 as standard | CRI(Ra)>90 on request

MacAdam 3

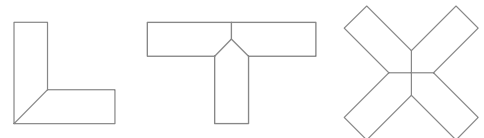
5 years guarantee

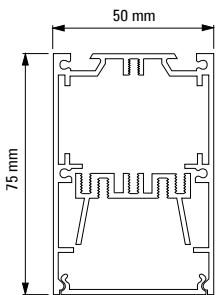
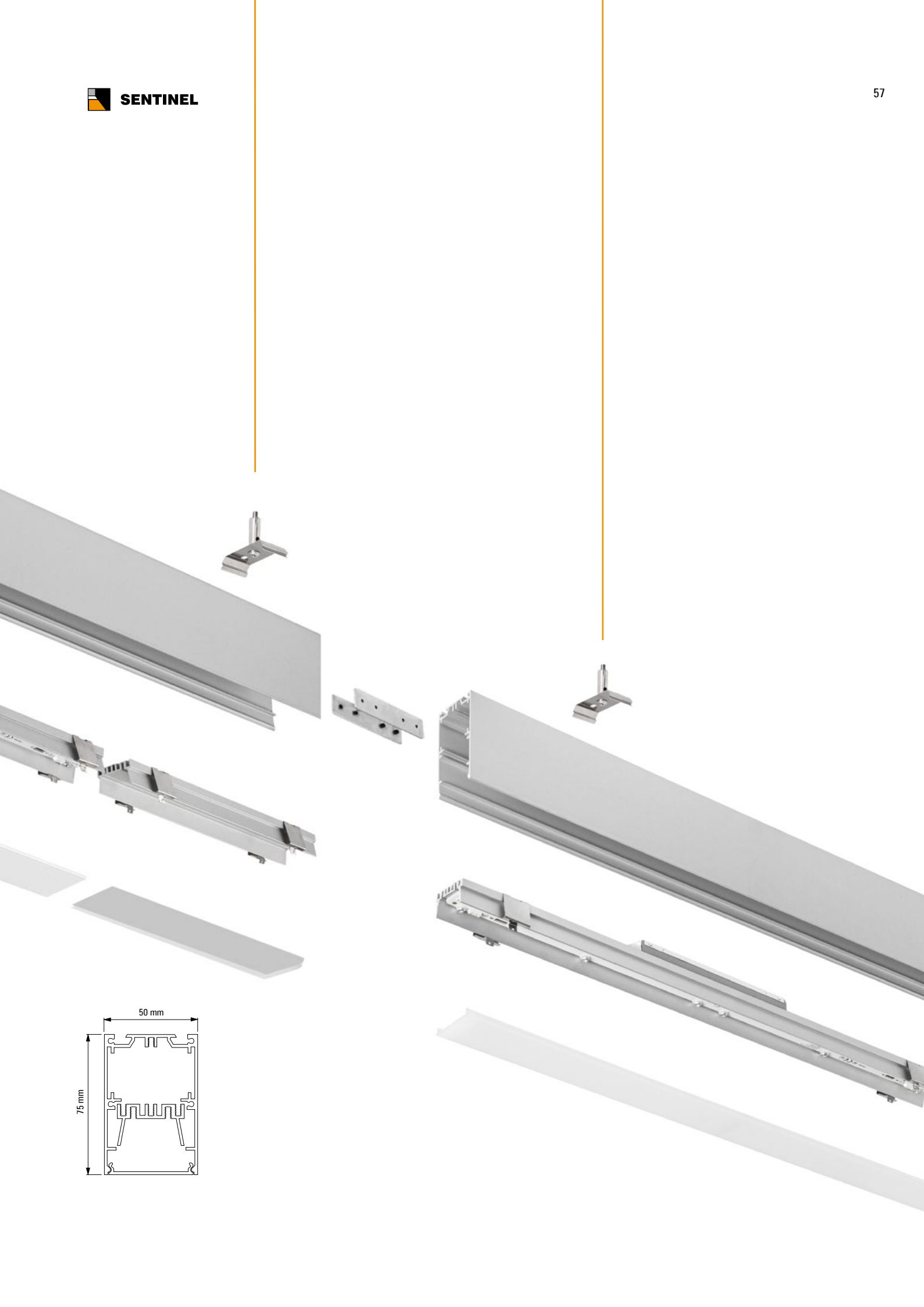
220-240V 50/60 Hz Power supply

ON/OFF | DALI | CASAMBI | BLL | TUNABLE WHITE





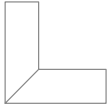
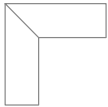
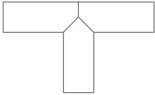
Anodized/White/Black other colours on request

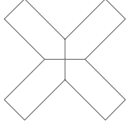




ca. 3,0kg | 1000mm





LINEA M [SYSTEM]

Type	Lenght [mm]	CRI+CCT *	Dimming	Colour
	Aluminium empty profile			■
	LTS 307 EP 1000 [cut to required length] ■	1000		AA (ANODIZED ALUMINIUM)
	LTS 307 EP 2000 [cut to required length] ■	2000		WH (WHITE)
	LTS 307 EP 3000 [cut to required length] ■	3000		BL (BLACK)
	LED linear inserts			■
	low power: 14W 1200lm 1000mm			■
	LTS 307 1/7 LED LI ■	565	830	
	LTS 307 1/10 LED LI ■	845	835	
	LTS 307 1/14 LED LI ■	1125	840	ON/OFF
	LTS 307 1/17 LED LI ■	1405		DALI
	low power: 14W 1200lm 1000mm			
	LTS 307 1/14 LED L ■	565	830	CASAMBI
	LTS 307 1/20 LED LI ■	845	835	BLL
	LTS 307 1/27 LED LI ■	1125	840	TW (TUNABLE WHITE)
	LTS 307 1/33 LED LI ■	1405		
	Opal Cover			
	LTS 307 PM 1000 [cut to required length]	1000		
	LTS 307 PM 2000 [cut to required length]	2000		
	Aluminium Blind Cover			■
	LTS 307 BC 1000 [cut to required length] ■	1000		AA (ANODIZED ALUMINIUM)
	LTS 307 BC 2000 [cut to required length] ■	2000		WH (WHITE)
				BL (BLACK)
	L Junction 90DEG horizontal			■
	LTS 307 LJH ■			AA (ANODIZED ALUMINIUM)
				WH (WHITE)
				BL (BLACK)
	L Junction 90DEG vertical for wall-ceiling connection			■
	LTS 307 LJV ■			AA (ANODIZED ALUMINIUM)
				WH (WHITE)
				BL (BLACK)
	T Junction			■
	LTS 307 TJ ■			AA (ANODIZED ALUMINIUM)
				WH (WHITE)
				BL (BLACK)

Type		Lenght [mm]	CRI+CCT *	Dimming	Colour
	X Junction LTS 307 XJ ■				■ AA (ANODIZED ALUMINIUM) WH (WHITE) BL (BLACK)
	Invisible line connectors 180DEG (pair) LTS 307 ILC				GALVANIZED STEEL
	Invisible line connectors for any angle connections (pair) LTS 307 ILCA				GALVANIZED STEEL
	End Caps LTS 307 EC ■ (pair)	50x75x2			■ AA (ANODIZED ALUMINIUM) WH (WHITE) BL (BLACK)
	Power supply LTS 307 PS 3x0,75mm2 2000 ■ LTS 307 PS 5x0,75mm2 2000 ■ other execution and lenghts on request	2000 2000			■ AA (ANODIZED ALUMINIUM) WH (WHITE) BL (BLACK)
	Ceiling brackets LTS 307 CB (pair)				STAINLESS STEEL
	Suspension Wire Kit LTS 307 SWK 2000 other lenghts on request	2000			STAINLESS STEEL