

LINEA S [SYSTEM]

Designed for continuous lighting systems with different shapes and individual luminaires

Low power version: 14W | 1200lm | 1000mm length | luminaire

Medium power version: 27W | 2200lm | 1000mm length | luminaire

Many different junctions and connectors to create any lighting structures

High performance opal diffuser

Surface mounted or suspended

Height-adjustable cord suspension with transparent power supply cable and ceiling base for suspended version

CCT= 3000K | 3500K | 4000K | other on request

CRI(Ra) > 80 as standard | CRI(Ra)>90 on request

MacAdam 3

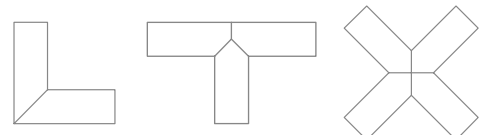
5 years guarantee

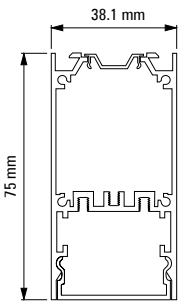
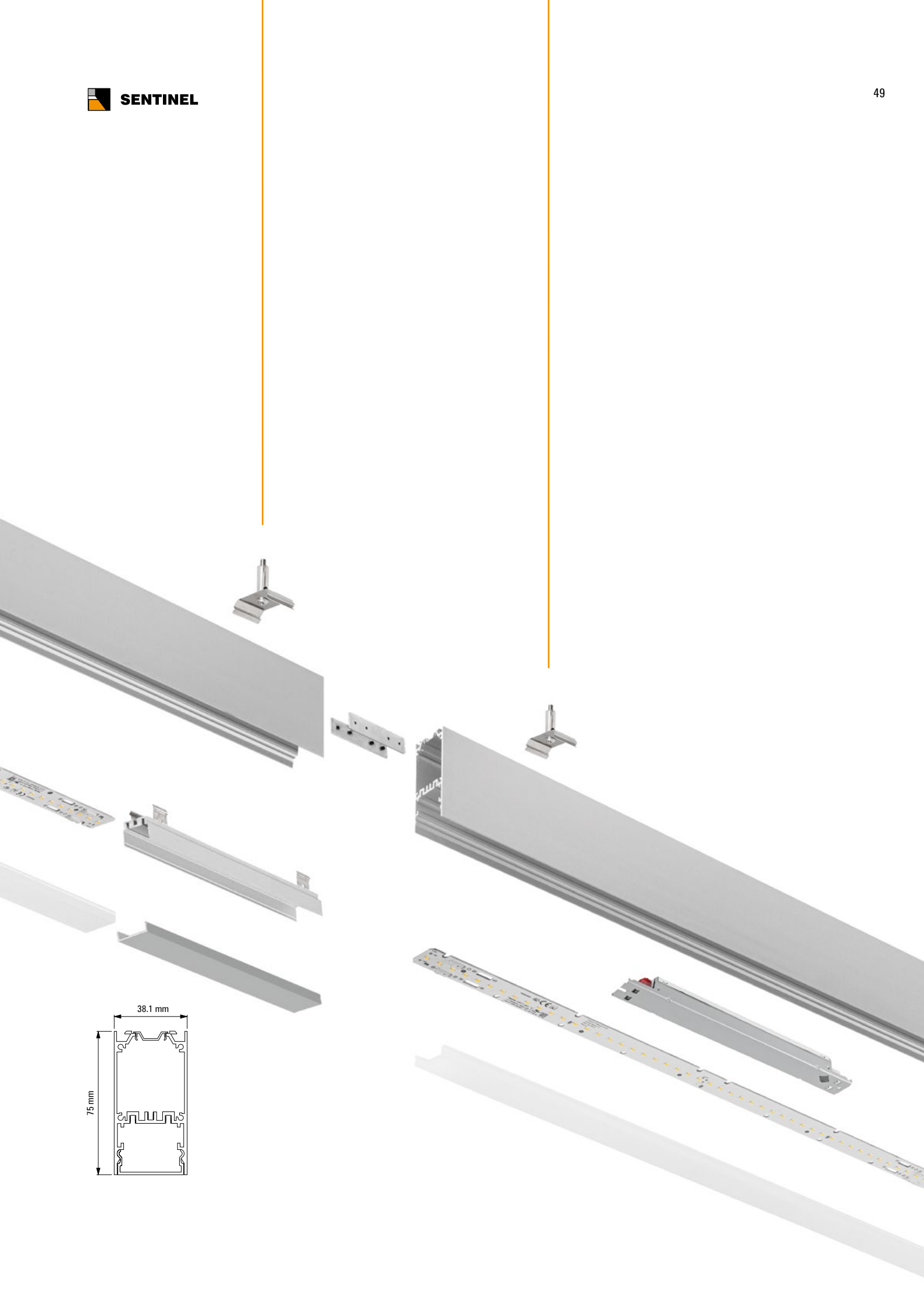
220-240V 50/60 Hz Power supply

ON/OFF | DALI | CASAMBI | BLL | TUNABLE WHITE





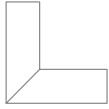
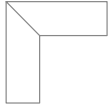
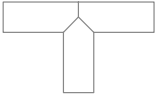
Anodized/White/Black other colours on request

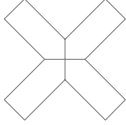




ca. 3kg | 1000mm





LINEA S [SYSTEM]

Type	Lenght [mm]	CRI+CCT *	Dimming	Colour
	Aluminium empty profile			■ AA (ANODIZED ALUMINIUM) WH (WHITE) BK (BLACK)
	LTS 303 EP 1000 [cut to required length] ■	1000		
	LTS 303 EP 2000 [cut to required length] ■	2000		
	LTS 303 EP 3000 [cut to required length] ■	3000		
	LED linear inserts			■ ■ ON/OFF DALI CASAMBI BLL TW (TUNABLE WHITE)
	low power: 14W 1200lm 1000mm			
	LTS 303 1/7 LED LI ■ ■	565	830	
	LTS 303 1/10 LED LI ■ ■	845	835	
	LTS 303 1/14 LED LI ■ ■	1125	840	
	LTS 303 1/17 LED LI ■ ■	1405		
	low power: 14W 1200lm 1000mm			
	LTS 303 1/7 LED LI ■ ■	565	830	
	LTS 303 1/10 LED LI ■ ■	845	835	
	LTS 303 1/14 LED LI ■ ■	1125	840	
	LTS 303 1/17 LED LI ■ ■	1405		
		Opal Cover		
LTS 303 PM 1000 [cut to required length]		1000		
LTS 303 PM 2000 [cut to required length]		2000		
	Aluminium Blind Cover			■ AA (ANODIZED ALUMINIUM) WH (WHITE) BK (BLACK)
	LTS 303 PM 1000 [cut to required length] ■	1000		
	LTS 303 PM 2000 [cut to required length] ■	2000		
	L Junction 90DEG horizontal			■ AA (ANODIZED ALUMINIUM) WH (WHITE) BK (BLACK)
	LTS 303 LJH ■			
	L Junction 90DEG vertical for wall-ceiling connection			■ AA (ANODIZED ALUMINIUM) WH (WHITE) BK (BLACK)
	LTS 303 LJV ■			
	T Junction			■ AA (ANODIZED ALUMINIUM) WH (WHITE) BK (BLACK)
	LTS 303 TJ ■			

Type		Lenght [mm]	CRI+CCT *	Dimming	Colour
	X Junction LTS 303 XJ ■				■ AA (ANODIZED ALUMINIUM) WH (WHITE) BL (BLACK)
	Invisible line connectors 180DEG (pair) LTS 303 ILC				GALVANIZED STEEL
	Invisible line connectors for any angle connections (pair) LTS 303 ILCA				GALVANIZED STEEL
	End Caps LTS 303 EC ■ (pair)	38x75x2			■ AA (ANODIZED ALUMINIUM) WH (WHITE) BL (BLACK)
	Power supply LTS 303 PS 3x0,75mm2 2000 ■ LTS 303 PS 5x0,75mm2 2000 ■ other execution and lenghts on request	2000 2000			■ AA (ANODIZED ALUMINIUM) WH (WHITE) BL (BLACK)
	Ceiling brackets LTS 303 CB (pair)				STAINLESS STEEL
	Suspension Wire Kit LTS 303 SWK 2000 other lenghts on request	2000			STAINLESS STEEL