

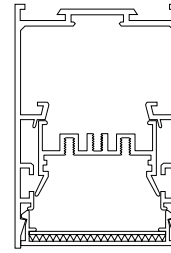
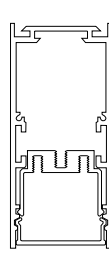
ALUMINIUM PROFILES

Linear lighting solutions for general shop lighting.

A diversification of shapes, sizes, lumen output and power wattage.

Bright, vivid, colorful LED light.

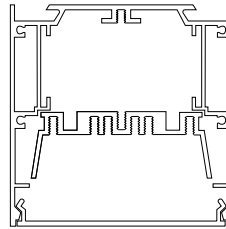
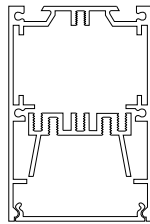
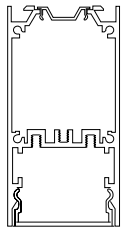
The most known top worldwide brands on the board.



LITTLE BLACK S

LITTLE BLACK M

Lenght x Width [mm]	38,6x75	53,80x80
CCT	2700K 3000K 3500K 4000K 5000K 6500K 2700-6500K	2700K 3000K 3500K 4000K 5000K 6500K 2700-6500K
CRI (Ra)	>80 >90	>80 >90
Power [W]	Low: 14W 1200lm 1000mm Medium: 27W 2200lm 1000mm High: 43W 3750lm 1000mm	■ ■ ■
LED module with lens	■	■
Switching / Control	ON/OFF DALI CASAMBI BLL TUNABLE WHITE	ON/OFF DALI CASAMBI BLL TUNABLE WHITE



LINEA S

LINEA M

LINEA L

38,1x75

50x75

75x75

2700K
3000K
3500K
4000K
5000K
6500K
2700-6500K

2700K
3000K
3500K
4000K
5000K
6500K
2700-6500K

2700K
3000K
3500K
4000K
5000K
6500K
2700-6500K

>80
>90

>80
>90

>80
>90



ON/OFF
DALI
CASAMBI
BLL
TUNABLE WHITE

ON/OFF
DALI
CASAMBI
BLL
TUNABLE WHITE

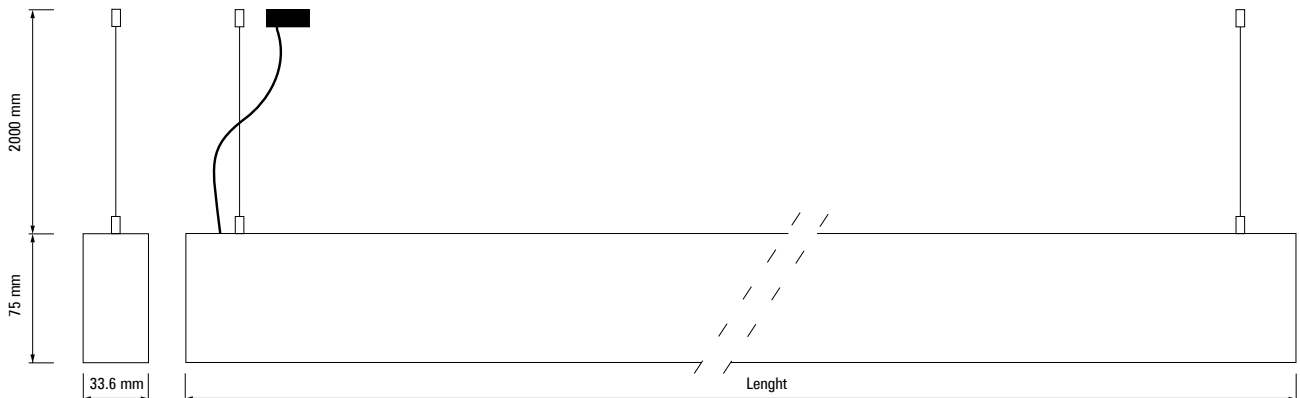
ON/OFF
DALI
CASAMBI
BLL
TUNABLE WHITE


LITTLE BLACK S [LUMINAIRE]

Luminaires designed for modern, discreet lighting of architectural spaces.
 Many versions with different positions of lenses, LED modules and aluminium covers.
 Low power version: 14W | 1200lm | 1000mm length | luminaire
 Medium power version: 27W | 2200lm | 1000mm length | luminaire
 Many different junctions and connectors to create any lighting structures
 High performance opal diffuser
 Lens LED inserts
 Surface mounted or suspended
 Height-adjustable cord suspension with transparent power supply cable
 and ceiling base for suspended version

CCT= 3000K | 3500K | 4000K | other on request
 CRI(Ra) > 80 as standard | CRI(Ra)>90 on request
 MacAdam 3

5 years guarantee
 220-240V 50/60 Hz Power supply
 ON/OFF | DALI | CASAMBI | BLL | TUNABLE WHITE
 Black
 ca 3kg | 1000mm

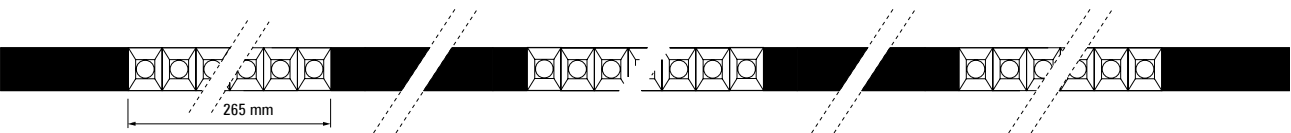




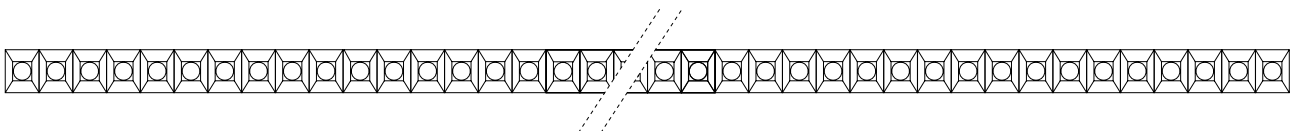
Type	Lenght [mm]	Module Power [W]	CRI + CCT *	Lenses	Dimming	Colour
LTS 703 2/15 2L10 265 1303mm LED	1303	2x15	830	15°	- (ON/OFF)	BL (BLACK)
LTS 703 2/15 2L10 265 1583mm LED	1583	2x15	840	30°	DALI	
LTS 703 2/15 2L10 265 1863mm LED	1863	2x15		45°	CASAMBI	
LTS 703 2/15 2L10 265 2143mm LED	2143	2x15			BLL	
LTS 703 2/15 2L10 265 2423mm LED	2423	2x15			TW (TUNABLE WHITE)	
LTS 703 2/15 2L10 265 2703mm LED	2703	2x15				
LTS 703 2/15 2L10 265 2983mm LED	2983	2x15				



Type	Lenght [mm]	Module Power [W]	CRI + CCT *	Lenses	Dimming	Colour
LTS 703 3/15 3L265 1568mm LED	1568	3x15	830	15°	- (ON/OFF)	BL (BLACK)
LTS 703 3/15 3L265 2128mm LED	2128	3x15	840	30°	DALI	
LTS 703 3/15 3L265 2688mm LED	2688	3x16		45°	CASAMBI	
LTS 703 6/15 L265 2113mm LED	2113	4x15			BLL	
LTS 703 4/15 L265 2923mm LED	2923	6x15			TW (TUNABLE WHITE)	

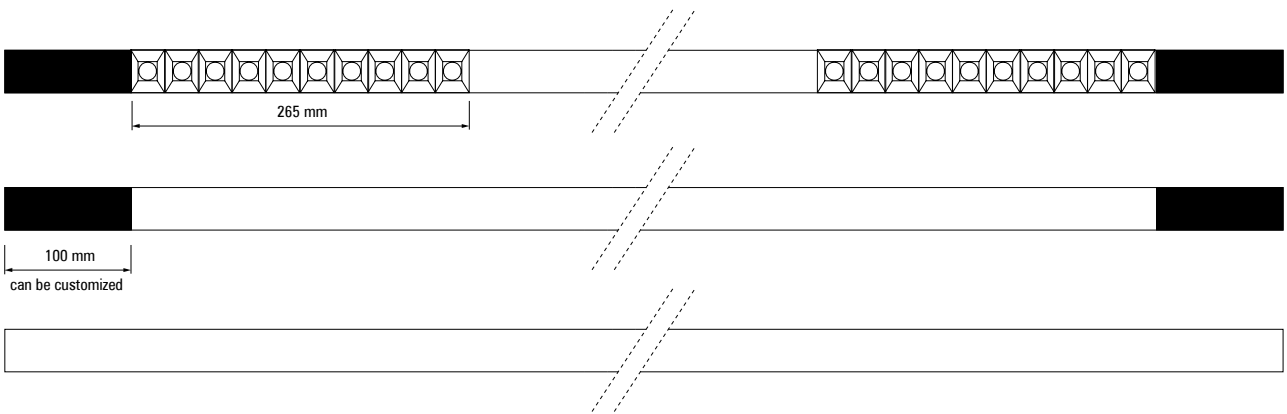



Type	Lenght [mm]	Module Power [W]	CRI + CCT *	Lenses	Dimming	Colour
LTS 703 3/15 3L265 799mm LED	799	3x15	830	15°	- (ON/OFF)	BL (BLACK)
LTS 703 4/15 4L265 1064mm LED	1064	4x15	840	30°	DALI	
LTS 703 5/15 5L265 1329mm LED	1329	5x15		45°	CASAMBI	
LTS 703 6/15 6L265 1594mm LED	1594	6x15			BLL	
LTS 703 7/15 7L265 1859mm LED	1859	7x15			TW (TUNABLE WHITE)	
LTS 703 8/15 8L265 2124mm LED	2124	8x15				
LTS 703 9/15 9L265 2389mm LED	2389	9x15				
LTS 703 10/15 10L265 2654mm LED	2654	10x15				
LTS 703 11/15 11L265 2919mm LED	2919	11x15				



Type	Lenght [mm]	Module Power [W]	CRI + CCT *	Lenses	Dimming	Colour
LTS 703 1/*** + 2/15 2L265 1023mm LED	1023	1x*** + 2x15	830	15°	- (ON/OFF)	BL (BLACK)
LTS 703 1/*** + 2/15 2L265 1303mm LED	1303	1x*** + 2x15	840	30°	DALI	
LTS 703 1/*** + 2/15 2L265 1583mm LED	1583	1x*** + 2x15		45°	CASAMBI	
LTS 703 1/*** + 2/15 2L265 1863mm LED	1863	1x*** + 2x15			BLL	
LTS 703 1/*** + 2/15 2L265 2143mm LED	2143	1x*** + 2x15			TW (TUNABLE WHITE)	
LTS 703 1/*** + 2/15 2L265 2423mm LED	2423	1x*** + 2x15				
LTS 703 1/*** + 2/15 2L265 2703mm LED	2703	1x*** + 2x15				
LTS 703 1/*** + 2/15 2L265 2983mm LED	2983	1x*** + 2x15				
LTS 703 1/*** 773mm LED	773	1x***				
LTS 703 1/*** 1053mm LED	1053	1x***				
LTS 703 1/*** 1333mm LED	1333	1x***				
LTS 703 1/*** 1613mm LED	1613	1x***				
LTS 703 1/*** 1893mm LED	1893	1x***				
LTS 703 1/*** 2173mm LED	2173	1x***				
LTS 703 1/*** 2453mm LED	2453	1x***				
LTS 703 1/*** 2733mm LED	2733	1x***				
LTS 703 1/*** 573mm LED	573	1x***				
LTS 703 1/*** 853mm LED	853	1x***				
LTS 703 1/*** 1133mm LED	1133	1x***				
LTS 703 1/*** 1413mm LED	1413	1x***				
LTS 703 1/*** 1693mm LED	1693	1x***				
LTS 703 1/*** 1973mm LED	1973	1x***				
LTS 703 1/*** 2253mm LED	2253	1x***				
LTS 703 1/*** 2533mm LED	2533	1x***				
LTS 703 1/*** 2813mm LED	2813	1x***				

*** - low/medium power linear module with opal diffuser according to request





LITTLE BLACK S [SYSTEM]

Modular LED aluminium profile system

Designed for continuous lighting systems with different shapes and individual luminaires

Low power version: 14W | 1200lm | 1000mm length | luminaire

Medium power version: 27W | 2200lm | 1000mm length | luminaire

Many different junctions and connectors to create any lighting structures

High performance opal diffuser

Lens LED inserts

Surface mounted or suspended

Height-adjustable cord suspension with transparent power supply cable
and ceiling base for suspended version

CCT= 3000K | 3500K | 4000K | other on request

CRI(Ra) > 80 as standard | CRI(Ra)>90 on request

MacAdam 3

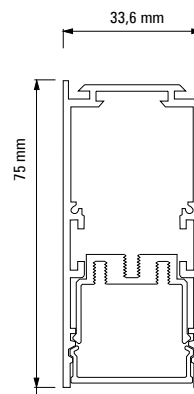
5 years guarantee

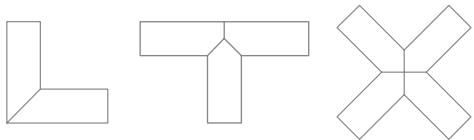

220-240V 50/60 Hz Power supply

ON/OFF | DALI | CASAMBI | BLL | TUNABLE WHITE






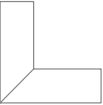
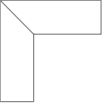
Black

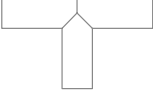
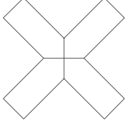




ca 3kg | 1000mm





LITTLE BLACK S [SYSTEM]

Type	Length [mm]	CRI+CCT *	Reflector	Dimming	Colour	
	Aluminium empty profile					
	LTS 703 EP 1000 [cut to required length]	1000			BL (BLACK)	
	LTS 703 EP 2000 [cut to required length]	2000				
	LTS 703 EP 3000 [cut to required length]	3000				
LED linear inserts						
	Low power: 14W 1200lm 1000mm					
	LTS 703 1/7 LED LI	565	830		ON/OFF DALI CASAMBI BLL TW (TUNABLE WHITE)	
	LTS 703 1/10 LED LI	845	835			
	LTS 703 1/14 LED LI	1125	840			
	LTS 703 1/17 LED LI	1405				
	Medium power 27W 2200lm 1000mm					
	LTS 703 1/14 LED LI	565	830			
	LTS 703 1/20 LED LI	845	835			
	LTS 703 1/27 LED LI	1125	840			
	LTS 703 1/33 LED LI	1405				
	LED module with lens					
	LTS 703 5/1,5 LED LI	132.5	830	15°	ON/OFF	
	LTS 703 10/1,5 LED LI	265	840	30° 45°	DALI CASAMBI BLL TW (TUNABLE WHITE)	
	Opal Cover					
	LTS 703 PM 1000 [cut to required length]	1000				
LTS 703 PM 2000 [cut to required length]	2000					
	Aluminium Blind Cover					
	LTS 703 BC 1000 [cut to required length]	1000			BL (BLACK)	
LTS 703 BC 2000 [cut to required length]	2000					
	L Junction 90DEG horizontal					
LTS 703 LJH				BL (BLACK)		
	L Junction 90DEG vertical for wall-ceiling connection					
LTS 703 LJV				BL (BLACK)		

Type		Lenght [mm]	CRI+CCT *	Dimming	Colour
	T Junction LTS 703 TJ ■				■ BL (BLACK)
	X Junction LTS 703 XJ ■				■ BL (BLACK)
	Invisible line connectors 180DEG (pair) LTS 703 ILC				GALVANIZED STEEL
	Invisible line connectors for any angle connections (pair) LTS 703 ILCA				GALVANIZED STEEL
	End Caps LTS 703 EC (pair) ■				■ BL (BLACK)
	Power supply LTS 703 PS 3x0,75mm ² 2000 LTS 703 PS 5x0,75mm ² 2000 other execution and lenghts on request	2000 2000			■ BL (BLACK)
	Ceiling brackets LTS 703 CB (pair)				STAINLESS STEEL
	Suspension Wire Kit LTS 703 SWK 2000 other lenghts on request	2000			STAINLESS STEEL





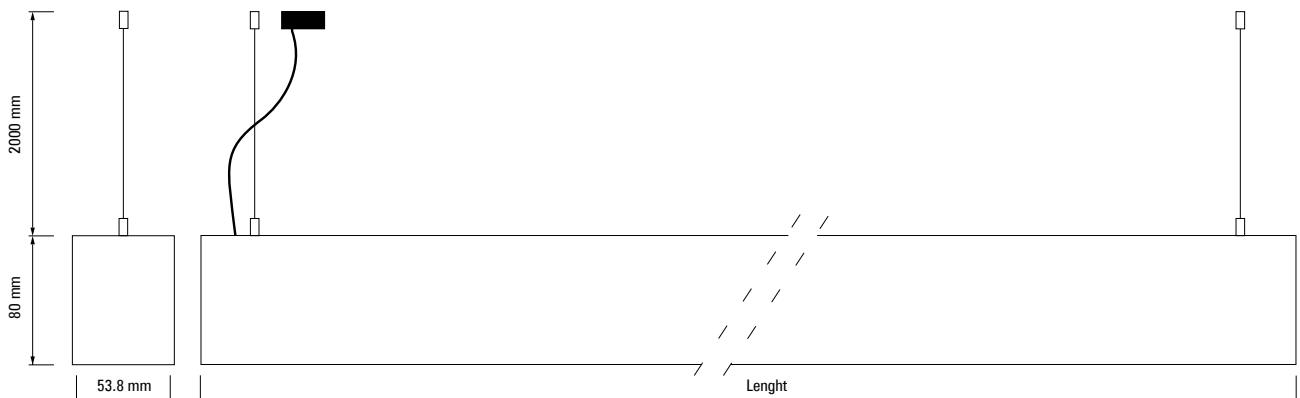


LITTLE BLACK M [LUMINAIRE]

Luminaires designed for modern, discreet lighting of architectural spaces.
 Many versions with different positions of lenses, LED modules and aluminium covers.
 Low power version: 14W | 1200lm | 1000mm length | luminaire
 Medium power version: 27W | 2200lm | 1000mm length | luminaire
 High power version: 43W | 3750lm | 1000mm length | luminaire
 Many different junctions and connectors to create any lighting structures
 High performance microprismatic diffuser including opal film, UGR < 19
 Lens LED inserts
 Surface mounted or suspended
 Height-adjustable cord suspension with transparent power supply cable
 and ceiling base for suspended version

CCT= 3000K | 3500K | 4000K | other on request
 CRI(Ra) > 80 as standard | CRI(Ra) > 90 on request
 MacAdam 3

5 years guarantee
 220-240V 50/60 Hz Power supply
 ON/OFF | DALI | CASAMBI | BLL | TUNABLE WHITE
 Black
 ca 3,5kg | 1000mm

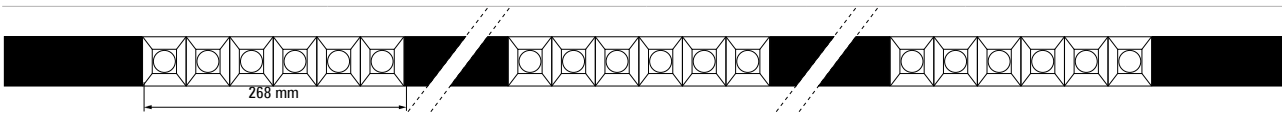




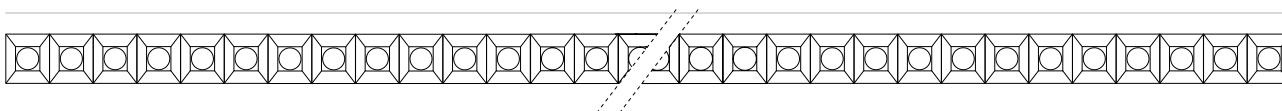
Type	Lenght [mm]	Module Power [W]	CRI + CCT *	Lenses	Dimming	Colour
LTS 707 2/15 2L268 1165mm LED	1165	2x15	830	15°	- (ON/OFF)	BL (BLACK)
LTS 707 2/15 2L268 1445mm LED	1445	2x15	840	30°	DALI	
LTS 707 2/15 2L268 1725mm LED	1725	2x15		45°	CASAMBI	
LTS 707 2/15 2L268 2005mm LED	2005	2x15			BLL	
LTS 707 2/15 2L268 2285mm LED	2285	2x15			TW (TUNABLE WHITE)	
LTS 707 2/15 2L268 2565mm LED	2565	2x15				
LTS 707 2/15 2L268 2845mm LED	2845	2x15				
LTS 707 2/15 2L268 3125mm LED	3125	2x15				



Type	Lenght [mm]	Module Power [W]	CRI + CCT *	Lenses	Dimming	Colour
LTS 707 3/15 3L268 1731mm LED	1731	3x15	830	15°	- (ON/OFF)	BL (BLACK)
LTS 707 3/15 3L268 2291mm LED	2291	3x15	840	30°	DALI	
LTS 707 3/15 3L268 2851mm LED	2851	3x15		45°	CASAMBI	
LTS 707 4/15 3L268 2297mm LED	2297	4x15			BLL	
LTS 707 5/15 4L268 2863mm LED	2863	5x15			TW (TUNABLE WHITE)	





Type	Lenght [mm]	Module Power [W]	CRI + CCT *	Lenses	Dimming	Colour
LTS 707 2/15 2L268 576mm LED	576	2x15	830	15°	- (ON/OFF)	BL (BLACK)
LTS 707 3/15 3L268 862mm LED	862	3x15	840	30°	DALI	
LTS 707 4/15 4L268 1148mm LED	1148	4x15		45°	CASAMBI	
LTS 707 5/15 5L268 1434mm LED	1434	5x15			BLL	
LTS 707 6/15 6L268 1720mm LED	1720	6x15			TW (TUNABLE WHITE)	
LTS 707 7/15 7L268 2006mm LED	2006	7x15				
LTS 707 8/15 8L268 2292mm LED	2292	8x15				
LTS 707 9/15 9L268 2578mm LED	2578	9x15				
LTS 707 10/15 10L268 2864mm LED	2864	10x15				



Type	Lenght [mm]	Module Power [W]	CRI + CCT *	Lenses	Dimming	Colour
LTS 707 1/***/ + 2/15 2L268 1165mm LED	1165	1x*** + 1x15	830	15°	- (ON/OFF)	BL (BLACK)
LTS 707 1/***/ + 2/15 2L268 1445mm LED	1445	1x*** + 2x15	840	30°	DALI	
LTS 707 1/***/ + 2/15 2L268 1725mm LED	1725	1x*** + 3x15		45°	CASAMBI	
LTS 707 1/***/ + 2/15 2L268 2005mm LED	2005	1x*** + 4x15			BLL	
LTS 707 1/***/ + 2/15 2L268 2285mm LED	2285	1x*** + 5x15			TW (TUNABLE WHITE)	
LTS 707 1/***/ + 2/15 2L268 2565mm LED	2565	1x*** + 6x15				
LTS 707 1/***/ + 2/15 2L268 2845mm LED	2845	1x*** + 7x15				
LTS 707 1/***/ + 2/15 2L268 3125mm LED	3125	1x*** + 8x15				
LTS 707 1/***/ 873mm LED	873	1x***				
LTS 707 1/***/ 1153mm LED	1153	1x***				
LTS 707 1/***/ 1433mm LED	1433	1x***				
LTS 707 1/***/ 1713mm LED	1713	1x***				
LTS 707 1/***/ 1993mm LED	1993	1x***				
LTS 707 1/***/ 2273mm LED	2273	1x***				
LTS 707 1/***/ 2553mm LED	2553	1x***				
LTS 707 1/***/ 2833mm LED	2833	1x***				
LTS 707 1/***/ 573 mm LED	573	1x***				
LTS 707 1/***/ 853 mm LED	853	1x***				
LTS 707 1/***/ 1133 mm LED	1133	1x***				
LTS 707 1/***/ 1413 mm LED	1413	1x***				
LTS 707 1/***/ 1693 mm LED	1693	1x***				
LTS 707 1/***/ 1973 mm LED	1973	1x***				
LTS 707 1/***/ 2253 mm LED	2253	1x***				
LTS 707 1/***/ 2533 mm LED	2533	1x***				
LTS 707 1/***/ 2813 mm LED	2813	1x***				

*** - low/medium/high power linear module with prismatic diffuser according to request





LITTLE BLACK M [SYSTEM]

Modular LED aluminium profile system

Designed for continuous lighting systems with different shapes and individual luminaires

Low power version: 14W | 1200lm | 1000mm length | luminaire

Medium power version: 27W | 2200lm | 1000mm length | luminaire

Many different junctions and connectors to create any lighting structures

High performance microprismatic diffuser including opal film, UGR < 19

Lens LED inserts

Surface mounted or suspended

Height-adjustable cord suspension with transparent power supply cable and ceiling base for suspended version

CCT= 3000K | 3500K | 4000K | other on request

CRI(Ra) > 80 as standard | CRI(Ra) > 90 on request

MacAdam 3

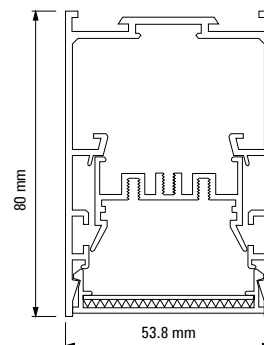
5 years guarantee

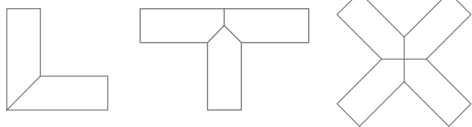
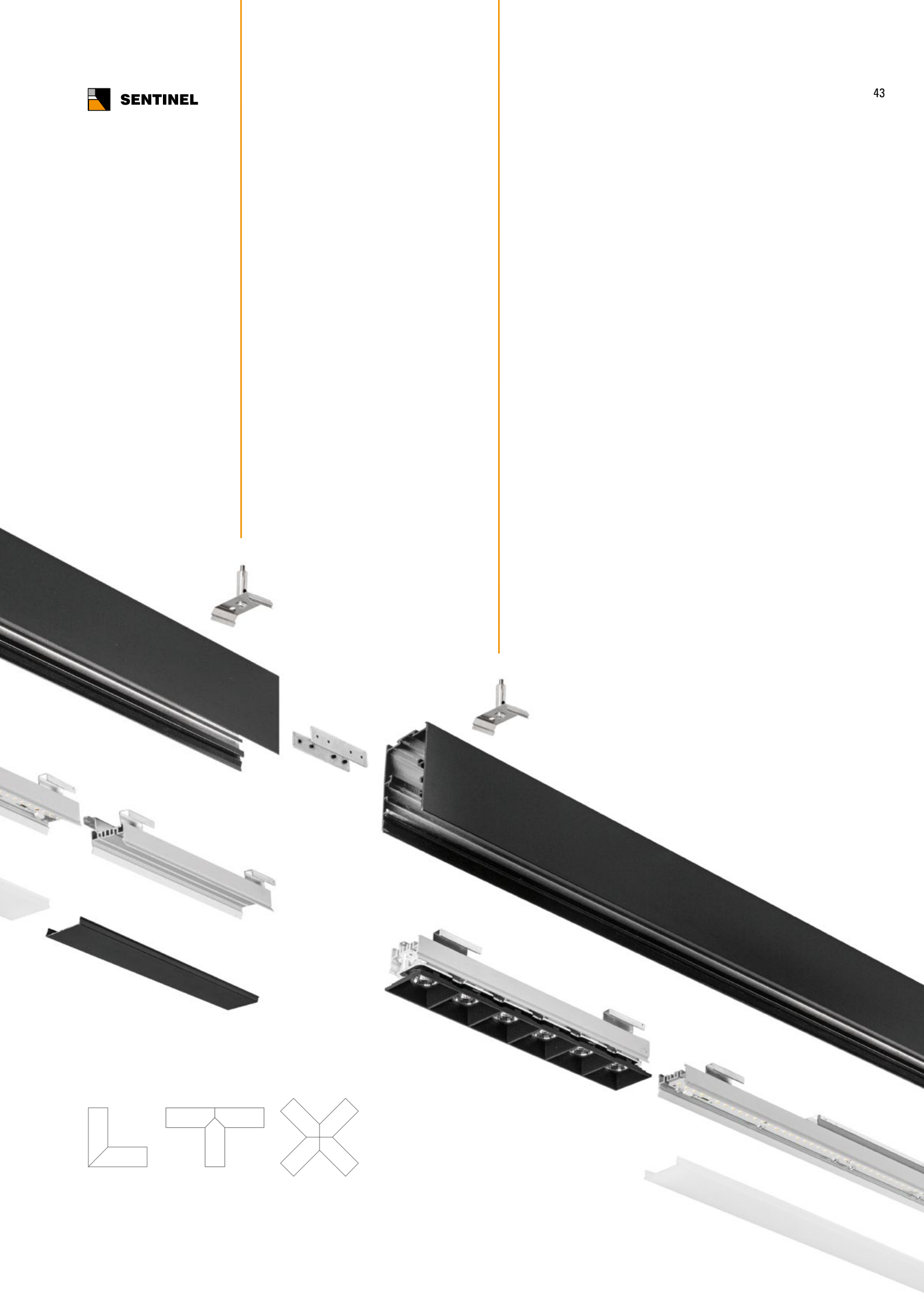
220-240V 50/60 Hz Power supply

ON/OFF | DALI | CASAMBI | BLL | TUNABLE WHITE







Black









ca 3,5kg | 1000mm





LITTLE BLACK M [SYSTEM]

Type	Length [mm]	CRI+CCT *	Reflector	Dimming	Colour
	Aluminium empty profile				
	LTS 707 EP 1000 [cut to required length]	1000			BL (BLACK)
	LTS 707 EP 2000 [cut to required length]	2000			
	LTS 707 EP 3000 [cut to required length]	3000			
	LED linear inserts				
	Low power: 14W 1200lm 1000mm				
	LTS 707 1/7 LED LI	565	830		ON/OFF DALI CASAMBI BLL TW (TUNABLE WHITE)
	LTS 707 1/10 LED LI	845	835		
	LTS 707 1/14 LED LI	1125	840		
	LTS 707 1/17 LED LI	1405			
	Medium power 27W 2200lm 1000mm				
	LTS 707 1/14 LED LI	565	830		ON/OFF DALI CASAMBI BLL TW (TUNABLE WHITE)
	LTS 707 1/20 LED LI	845	835		
	LTS 707 1/27 LED LI	1125	840		
	LTS 707 1/33 LED LI	1405			
	High power 43W 3750lm 1000mm				
	LTS 707 1/22 LED LI	565	830		ON/OFF DALI CASAMBI BLL TW (TUNABLE WHITE)
	LTS 707 1/33 LED LI	845	835		
	LTS 707 1/43 LED LI	1125	840		
LTS 707 1/54 LED LI	1405				
	LED module with lens				
	LTS 707 6/2,5 LED LI	286	830	15°	ON/OFF DALI CASAMBI BLL TW (TUNABLE WHITE)
			840	30°	
				45°	
	Opal Cover				
	LTS 707 PM 1000 [cut to required length]	1000			
LTS 707 PM 2000 [cut to required length]	2000				
	Microprismatic Cover				
	LTS 707 MPC 1000 [cut to required length]	1000			
LTS 707 MPC 2000 [cut to required length]	2000				
	Aluminium Blind Cover				
	LTS 707 BC 1000 [cut to required length]	1000			BL (BLACK)
LTS 707 BC 2000 [cut to required length]	2000				

Type		Lenght [mm]	CRI+CCT *	Dimming	Colour
	L Junction 90DEG horizontal LTS 707 LJH ■				BL (BLACK)
	L Junction 90DEG vertical for wall-ceiling connection LTS 707 LJV ■				
	T Junction LTS 707 TJ ■				
	X Junction LTS 707 XJ ■				
	Invisible line connectors 180DEG (pair) LTS 707 ILC				GALVANIZED STEEL
	Invisible line connectors for any angle connections (pair) LTS 707 ILCA				GALVANIZED STEEL
	End Caps LTS 707 EC (pair) ■				BL (BLACK)
	Power supply LTS 707 PS 3x0,75mm2 2000 LTS 707 PS 5x0,75mm2 2000 other execution and lenghts on request	2000 2000			BL (BLACK)
	Ceiling brackets LTS 707 CB (pair)				STAINLESS STEEL
	Suspension Wire Kit LTS 707 SWK 2000 other lenghts on request	2000			STAINLESS STEEL

LINEA S [LUMINAIRE]

Modular LED aluminium profile system

Designed for continuous lighting systems with different shapes and individual luminaires

Low power version: 14W | 1200lm | 1000mm length | luminaire

Medium power version: 27W | 2200lm | 1000mm length | luminaire

Many different junctions and connectors to create any lighting structures

High performance opal diffuser

Direct light distribution as a standard and direct/indirect on request

Surface mounted or suspended

Height-adjustable cord suspension with transparent power supply cable and ceiling base for suspended version

CCT= 3000K | 3500K | 4000K | other on request

CRI(Ra) > 80 as standard | CRI(Ra)>90 on request

MacAdam 3


5 years guarantee

220-240V 50/60 Hz Power supply

ON/OFF | DALI | CASAMBI | BLL | TUNABLE WHITE

Anodized/White/Black other colours on request

ca. 3kg | 1000mm



Type	CRI+ CCT *	Reflector	Dimming	Colour
Low power: 14W 1200lm 1000mm				
LTS 303 1/7 LED	830	PM	- (ON/OFF)	AA (ANODIZED ALUMINIUM)
LTS 303 1/10 LED	835		DALI	WH (WHITE)
LTS 303 1/14 LED	840		CASAMBI	BL (BLACK)
LTS 303 1/17 LED			BLL	
LTS 303 1/20 LED			TUNABLE WHITE	
LTS 303 1/24 LED				
LTS 303 1/27 LED				
LTS 303 1/30 LED				
LTS 303 1/33 LED				
Medium power 27W 2200lm 1000mm				
LTS 303 1/14 LED	830	PM	- (ON/OFF)	AA (ANODIZED ALUMINIUM)
LTS 303 1/20 LED	835		DALI	WH (WHITE)
LTS 303 1/27 LED	840		CASAMBI	BL (BLACK)
LTS 303 1/33 LED			BLL	
LTS 303 1/40 LED			TW (TUNABLE WHITE)	
LTS 303 1/47 LED				
LTS 303 1/53 LED				
LTS 303 1/60 LED				
LTS 303 1/66 LED				


* - other versions also possible
 Order example: LTS 303 1/33 LED 830 ON/OFF WHITE

Type	Lenght [mm]	Module Power [W]	Luminaire Power [W]	Module Flux* [lm]	Luminaire Flux* [lm]
Low power: 14W 1200lm 1000mm					
LTS 303 1/7 LED	580	7	8	1220	670
LTS 303 1/10 LED	860	10	12	1830	1010
LTS 303 1/14 LED	1140	14	16	2440	1340
LTS 303 1/17 LED	1420	17	20	3050	1680
LTS 303 1/20 LED	1700	20	23	3660	2010
LTS 303 1/24 LED	1980	24	28	4270	2350
LTS 303 1/27 LED	2260	27	31	4880	2680
LTS 303 1/30 LED	2540	30	35	5490	3020
LTS 303 1/33 LED	2820	33	38	6100	3360
Medium power: 27W 2200lm 1000mm					
LTS 303 1/14 LED	580	14	16	2240	1230
LTS 303 1/20 LED	860	20	23	3360	1850
LTS 303 1/27 LED	1140	27	31	4480	2460
LTS 303 1/33 LED	1420	33	38	5600	3080
LTS 303 1/40 LED	1700	40	46	6720	3700
LTS 303 1/47 LED	1980	47	54	7840	4310
LTS 303 1/53 LED	2260	53	61	8960	4930
LTS 303 1/60 LED	2540	60	69	10080	5540
LTS 303 1/66 LED	2820	66	75	11200	6160

Based on CCT=3000K CRI(Ra)>80



Power, Luminous Flux and CCT depending on customer need; current detail technical data on website www.sentinel.pl
 Power & Luminous flux tolerance +/- 10%. Driverless versions on request.



LINEA S [SYSTEM]

Designed for continuous lighting systems with different shapes and individual luminaires

Low power version: 14W | 1200lm | 1000mm length | luminaire

Medium power version: 27W | 2200lm | 1000mm length | luminaire

Many different junctions and connectors to create any lighting structures

High performance opal diffuser

Surface mounted or suspended

Height-adjustable cord suspension with transparent power supply cable and ceiling base for suspended version

CCT= 3000K | 3500K | 4000K | other on request

CRI(Ra) > 80 as standard | CRI(Ra)>90 on request

MacAdam 3

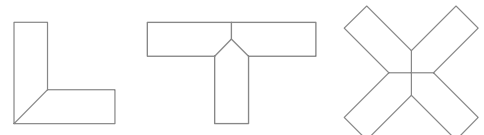
5 years guarantee

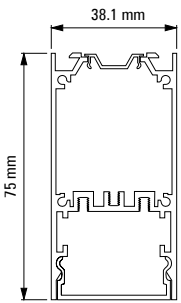
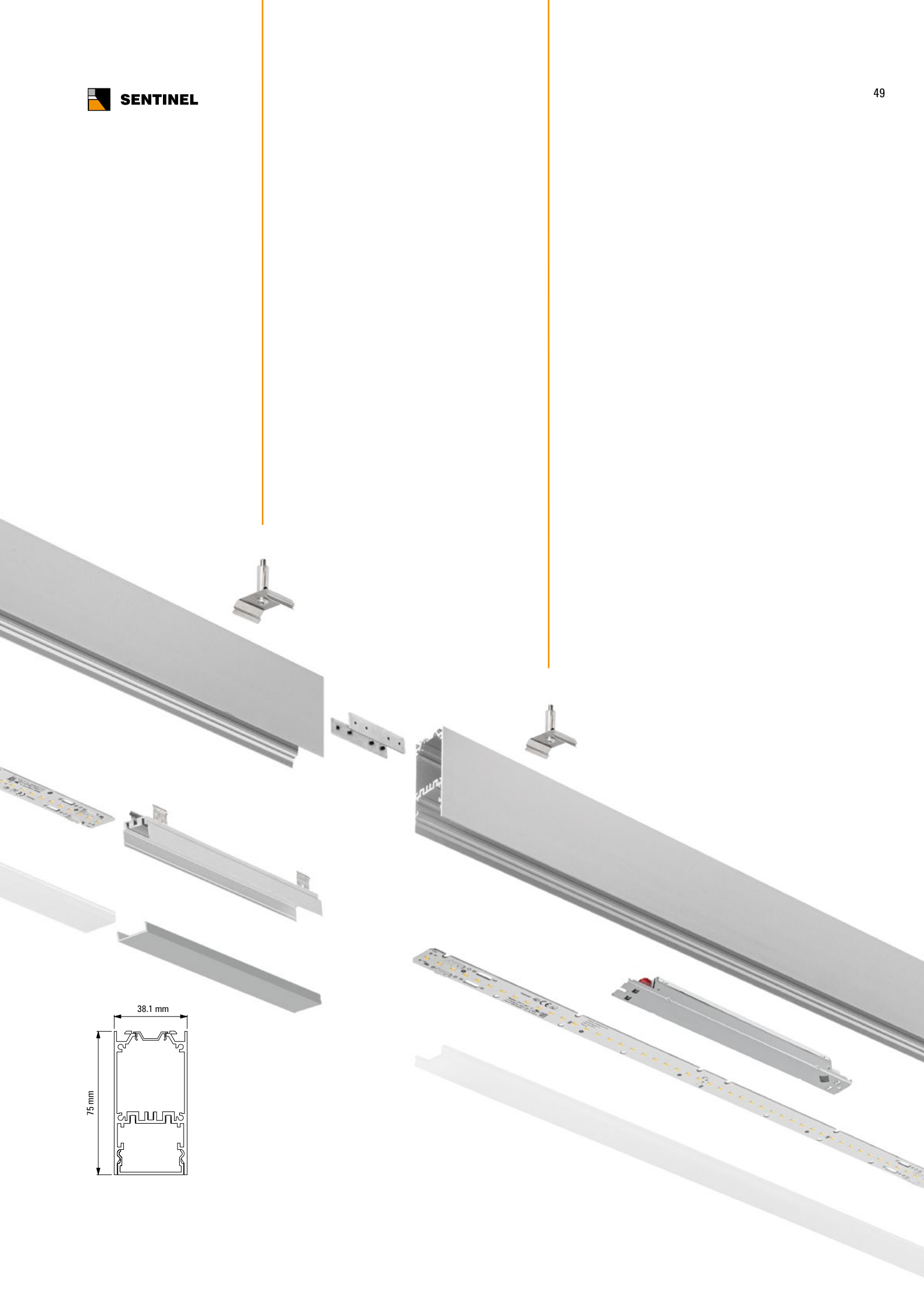
220-240V 50/60 Hz Power supply

ON/OFF | DALI | CASAMBI | BLL | TUNABLE WHITE





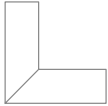
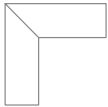
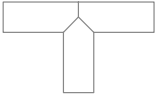
Anodized/White/Black other colours on request

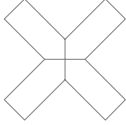




ca. 3kg | 1000mm





LINEA S [SYSTEM]

Type	Lenght [mm]	CRI+CCT *	Dimming	Colour
	Aluminium empty profile			■ AA (ANODIZED ALUMINIUM) WH (WHITE) BK (BLACK)
	LTS 303 EP 1000 [cut to required length] ■	1000		
	LTS 303 EP 2000 [cut to required length] ■	2000		
	LTS 303 EP 3000 [cut to required length] ■	3000		
	LED linear inserts			■ ■ ON/OFF DALI CASAMBI BLL TW (TUNABLE WHITE)
	low power: 14W 1200lm 1000mm			
	LTS 303 1/7 LED LI ■ ■	565	830	
	LTS 303 1/10 LED LI ■ ■	845	835	
	LTS 303 1/14 LED LI ■ ■	1125	840	
	LTS 303 1/17 LED LI ■ ■	1405		
	low power: 14W 1200lm 1000mm			
	LTS 303 1/7 LED LI ■ ■	565	830	
	LTS 303 1/10 LED LI ■ ■	845	835	
	LTS 303 1/14 LED LI ■ ■	1125	840	
	LTS 303 1/17 LED LI ■ ■	1405		
		Opal Cover		
LTS 303 PM 1000 [cut to required length]		1000		
LTS 303 PM 2000 [cut to required length]		2000		
	Aluminium Blind Cover			■ AA (ANODIZED ALUMINIUM) WH (WHITE) BK (BLACK)
	LTS 303 PM 1000 [cut to required length] ■	1000		
	LTS 303 PM 2000 [cut to required length] ■	2000		
	L Junction 90DEG horizontal			■ AA (ANODIZED ALUMINIUM) WH (WHITE) BK (BLACK)
	LTS 303 LJH ■			
	L Junction 90DEG vertical for wall-ceiling connection			■ AA (ANODIZED ALUMINIUM) WH (WHITE) BK (BLACK)
	LTS 303 LJV ■			
	T Junction			■ AA (ANODIZED ALUMINIUM) WH (WHITE) BK (BLACK)
	LTS 303 TJ ■			

Type		Lenght [mm]	CRI+CCT *	Dimming	Colour
	X Junction LTS 303 XJ ■				■ AA (ANODIZED ALUMINIUM) WH (WHITE) BL (BLACK)
	Invisible line connectors 180DEG (pair) LTS 303 ILC				GALVANIZED STEEL
	Invisible line connectors for any angle connections (pair) LTS 303 ILCA				GALVANIZED STEEL
	End Caps LTS 303 EC ■ (pair)	38x75x2			■ AA (ANODIZED ALUMINIUM) WH (WHITE) BL (BLACK)
	Power supply LTS 303 PS 3x0,75mm2 2000 ■ LTS 303 PS 5x0,75mm2 2000 ■ other execution and lenghts on request	2000 2000			■ AA (ANODIZED ALUMINIUM) WH (WHITE) BL (BLACK)
	Ceiling brackets LTS 303 CB (pair)				STAINLESS STEEL
	Suspension Wire Kit LTS 303 SWK 2000 other lenghts on request	2000			STAINLESS STEEL

LINEA M [LUMINAIRE]

Modular LED aluminium profile system

Designed for continuous lighting systems with different shapes and individual luminaires

Low power version: 14W | 1200lm | 1000mm length | luminaire

Medium power version: 27W | 2200lm | 1000mm length | luminaire

Many different junctions and connectors to create any lighting structures

High performance opal diffuser

Surface mounted or suspended

Height-adjustable cord suspension with transparent power supply cable and ceiling base for suspended version

CCT= 3000K | 3500K | 4000K | other on request

CRI(Ra) > 80 as standard | CRI(Ra)>90 on request

MacAdam 3

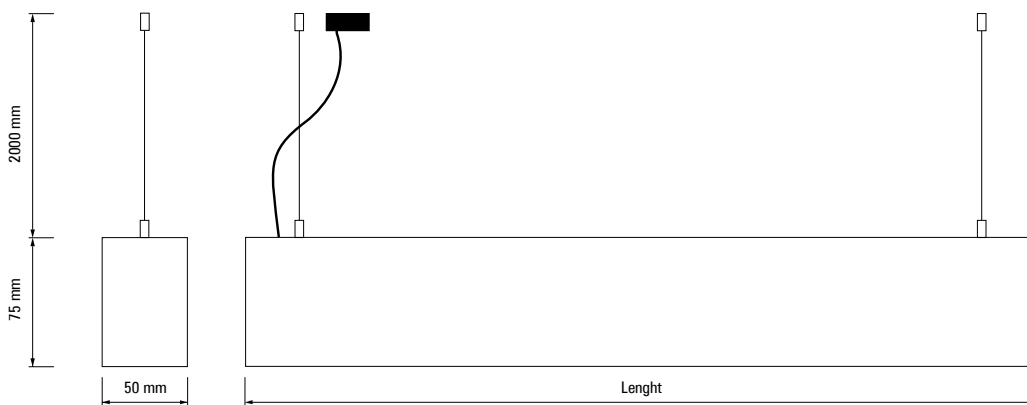
5 years guarantee

220-240V 50/60 Hz Power supply

ON/OFF | DALI | CASAMBI | BLL | TUNABLE WHITE

Anodized/White/Black other colours on request

ca. 3,0kg | 1000mm



Type	CRI + CCT *	Reflector	Dimming	Colour
Low power: 14W 1200lm 1000mm	■	■	■	■
LTS 307 1/7 LED	830	PM	- (ON/OFF)	AA (ANODIZED ALUMINIUM)
LTS 307 1/10 LED	835		DALI	WH (WHITE)
LTS 307 1/14 LED	840		CASAMBI	BL (BLACK)
LTS 307 1/17 LED			BLL	
LTS 307 1/20 LED			TW (TUNABLE WHITE)	
LTS 307 1/24 LED				
LTS 307 1/27 LED				
LTS 307 1/30 LED				
LTS 307 1/33 LED				
Medium power 27W 2200lm 1000mm	■	■	■	■
LTS 307 1/14 LED	830	PM	- (ON/OFF)	AA (ANODIZED ALUMINIUM)
LTS 307 1/20 LED	835		DALI	WH (WHITE)
LTS 307 1/27 LED	840		CASAMBI	BL (BLACK)
LTS 307 1/33 LED			BLL	
LTS 307 1/40 LED			TW (TUNABLE WHITE)	
LTS 307 1/47 LED				
LTS 307 1/53 LED				
LTS 307 1/60 LED				
LTS 307 1/66 LED				

* - other versions also possible
 Order example: LTS 307 1/33 LED 830 ON/OFF WHITE

Type	Lenght [mm]	Module Power [W]	Luminaire Power [W]	Module Flux* [lm]	Luminaire Flux* [lm]
Low power: 14W 1200lm 1000mm					
LTS 307 1/7 LED	580	7	8	1220	
LTS 307 1/10 LED	860	10	12	1830	
LTS 307 1/14 LED	1140	14	16	2440	
LTS 307 1/17 LED	1420	17	20	3050	
LTS 307 1/20 LED	1700	20	23	3660	
LTS 307 1/24 LED	1980	24	28	4270	
LTS 307 1/27 LED	2260	27	31	4880	
LTS 307 1/30 LED	2540	30	35	5490	
LTS 307 1/33 LED	2820	33	38	6100	
Medium power: 27W 2200lm 1000mm					
LTS 307 1/14 LED	580	14	16	2240	
LTS 307 1/20 LED	860	20	23	3360	
LTS 307 1/27 LED	1140	27	31	4480	
LTS 307 1/33 LED	1420	33	38	5600	
LTS 307 1/40 LED	1700	40	46	6720	
LTS 307 1/47 LED	1980	47	54	7840	
LTS 307 1/53 LED	2260	53	61	8960	
LTS 307 1/60 LED	2540	60	69	10080	
LTS 307 1/66 LED	2820	66	75	11200	

Based on CCT=3000K CRI(Ra)>90



Power, Luminous Flux and CCT depending on customer need; current detail technical data on website www.sentinel.pl
 Power & Luminous flux tolerance +/- 10%. Driverless versions on request.



futbolsport.pl

EA
FIFA 16
YouTube




METAJRIAL
WYBUWA NA SZYBKOŚĆ

HYPERION
ZABÓJCA ZWIBNOŚĆ

MAGNETA
NIEPOWSTRZYMANE BOKSERSKI

KOLEKCJA D





LINEA M [SYSTEM]

Modular LED aluminium profile system

Designed for continuous lighting systems with different shapes and individual luminaires

Low power version: 14W | 1200lm | 1000mm length | luminaire

Medium power version: 27W | 2200lm | 1000mm length | luminaire

Many different junctions and connectors to create any lighting structures

High performance opal diffuser

Surface mounted or suspended

Height-adjustable cord suspension with transparent power supply cable

and ceiling base for suspended version

CCT= 3000K | 3500K | 4000K | other on request

CRI(Ra) > 80 as standard | CRI(Ra)>90 on request

MacAdam 3

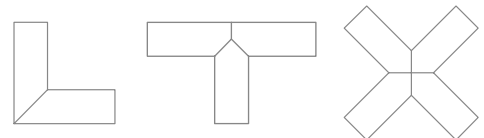
5 years guarantee

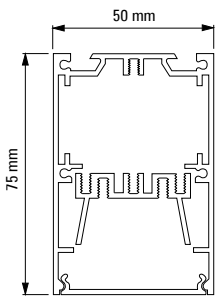
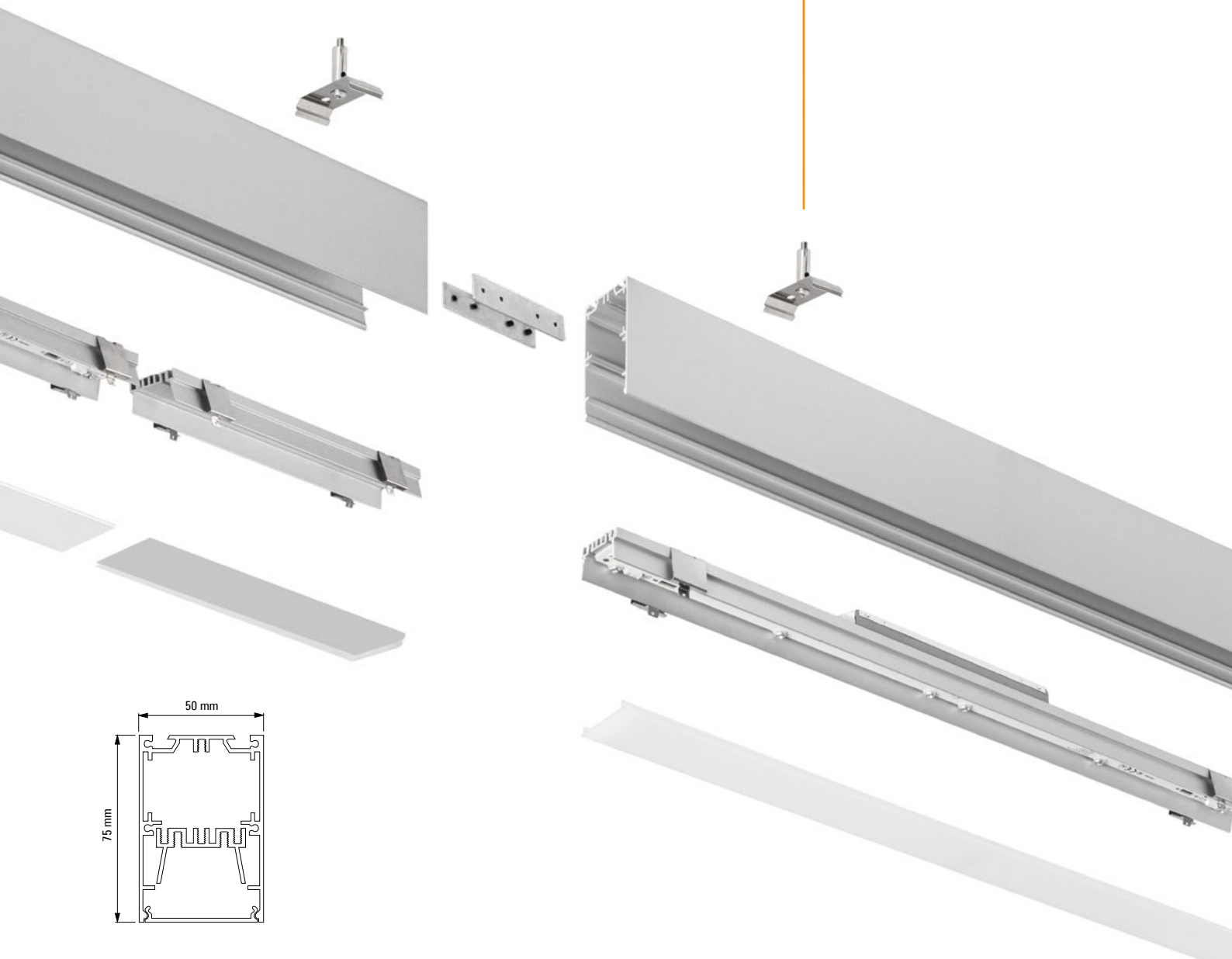
220-240V 50/60 Hz Power supply

ON/OFF | DALI | CASAMBI | BLL | TUNABLE WHITE





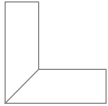
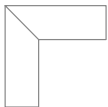
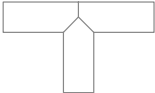
Anodized/White/Black other colours on request

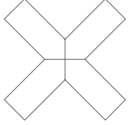




ca. 3,0kg | 1000mm





LINEA M [SYSTEM]

Type	Lenght [mm]	CRI+CCT *	Dimming	Colour
	Aluminium empty profile			AA (ANODIZED ALUMINIUM) WH (WHITE) BL (BLACK)
	LTS 307 EP 1000 [cut to required length] ■	1000		
	LTS 307 EP 2000 [cut to required length] ■	2000		
	LTS 307 EP 3000 [cut to required length] ■	3000		
	LED linear inserts			■ ■ ON/OFF DALI CASAMBI BLL TW (TUNABLE WHITE)
	low power: 14W 1200lm 1000mm			
	LTS 307 1/7 LED LI ■ ■	565	830	
	LTS 307 1/10 LED LI ■ ■	845	835	
	LTS 307 1/14 LED LI ■ ■	1125	840	
	LTS 307 1/17 LED LI ■ ■	1405		
	low power: 14W 1200lm 1000mm			
	LTS 307 1/14 LED L ■ ■	565	830	
	LTS 307 1/20 LED LI ■ ■	845	835	
	LTS 307 1/27 LED LI ■ ■	1125	840	
	LTS 307 1/33 LED LI ■ ■	1405		
		Opal Cover		
LTS 307 PM 1000 [cut to required length]		1000		
LTS 307 PM 2000 [cut to required length]		2000		
	Aluminium Blind Cover			■ AA (ANODIZED ALUMINIUM) WH (WHITE) BL (BLACK)
	LTS 307 BC 1000 [cut to required length] ■	1000		
	LTS 307 BC 2000 [cut to required length] ■	2000		
	L Junction 90DEG horizontal			■ AA (ANODIZED ALUMINIUM) WH (WHITE) BL (BLACK)
	LTS 307 LJH ■			
	L Junction 90DEG vertical for wall-ceiling connection			■ AA (ANODIZED ALUMINIUM) WH (WHITE) BL (BLACK)
	LTS 307 LJV ■			
	T Junction			■ AA (ANODIZED ALUMINIUM) WH (WHITE) BL (BLACK)
	LTS 307 TJ ■			

Type		Lenght [mm]	CRI+CCT *	Dimming	Colour
	X Junction LTS 307 XJ ■				■ AA (ANODIZED ALUMINIUM) WH (WHITE) BL (BLACK)
	Invisible line connectors 180DEG (pair) LTS 307 ILC				GALVANIZED STEEL
	Invisible line connectors for any angle connections (pair) LTS 307 ILCA				GALVANIZED STEEL
	End Caps LTS 307 EC ■ (pair)	50x75x2			■ AA (ANODIZED ALUMINIUM) WH (WHITE) BL (BLACK)
	Power supply LTS 307 PS 3x0,75mm2 2000 ■ LTS 307 PS 5x0,75mm2 2000 ■ other execution and lenghts on request	2000 2000			■ AA (ANODIZED ALUMINIUM) WH (WHITE) BL (BLACK)
	Ceiling brackets LTS 307 CB (pair)				STAINLESS STEEL
	Suspension Wire Kit LTS 307 SWK 2000 other lenghts on request	2000			STAINLESS STEEL

LINEA L [LUMINAIRE]

Modular LED aluminium profile system

Designed for continuous lighting systems with different shapes and individual luminaires

Medium power version: 27W | 2200lm | 1000mm length | luminaire

High power version: 43W | 3750lm | 1000mm length | luminaire

Many different junctions and connectors to create any lighting structures

High performance opal diffuser

Surface mounted or suspended

Height-adjustable cord suspension with transparent power supply cable and ceiling base for suspended version

CCT= 3000K | 3500K | 4000K | other on request
CRI(Ra) > 80 as standard | CRI(Ra)>90 on request
MacAdam 3

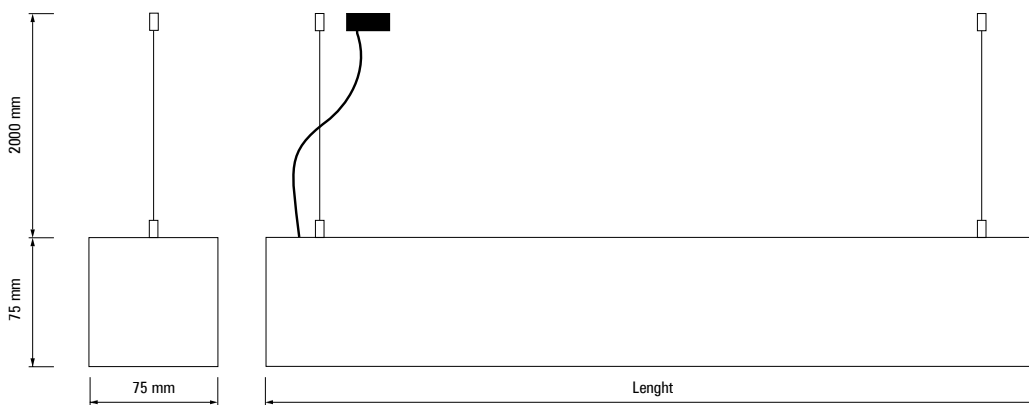
5 years guarantee

220-240V 50/60 Hz Power supply

ON/OFF | DALI | CASAMBI | BLL | TUNABLE WHITE

Anodized/White/Black other colours on request

ca. 3,5kg | 1000mm



Type	CRI+ CCT *	Reflector	Dimming	Colour
Medium power 27W 2200lm 1000mm	■	■	■	■
LTS 309 1/14 LED	830	PM	- (ON/OFF)	AA (ANODIZED ALUMINIUM)
LTS 309 1/20 LED	835		DALI	WH (WHITE)
LTS 309 1/27 LED	840		CASAMBI	BL (BLACK)
LTS 309 1/33 LED			BLL	
LTS 309 1/40 LED			TUNABLE WHITE	
LTS 309 1/47 LED				
LTS 309 1/53 LED				
LTS 309 1/60 LED				
LTS 309 1/66 LED				
High power 43W 3750lm 1000mm	■	■	■	■
LTS 309 1/22 LED	830	PM	- (ON/OFF)	AA (ANODIZED ALUMINIUM)
LTS 309 1/33 LED	835		DALI	WH (WHITE)
LTS 309 1/43 LED	840		CASAMBI	BL (BLACK)
LTS 309 1/54 LED			BLL	
LTS 309 1/65 LED			TW (TUNABLE WHITE)	
LTS 309 1/75 LED				
LTS 309 1/86 LED				
LTS 309 1/97 LED				
LTS 309 1/107 LED				


* - other versions also possible
 Order example: LTS 309 1/23 LED 830 ON/OFF WHITE

Type	Lenght [mm]	Module Power [W]	Luminaire Power [W]	Module Flux* [lm]	Luminaire Flux* [lm]
Medium power 27W 2200lm 1000mm					
LTS 309 1/14 LED LI	580	14	16	2240	1230
LTS 309 1/20 LED LI	860	20	23	3360	1850
LTS 309 1/27 LED LI	1140	27	31	4480	2460
LTS 309 1/33 LED LI	1420	33	38	5600	3080
LTS 309 1/40 LED LI	1700	40	46	6720	3700
LTS 309 1/47 LED LI	1980	47	54	7840	4310
LTS 309 1/53 LED LI	2260	53	61	8960	4930
LTS 309 1/60 LED LI	2540	60	69	10080	5540
LTS 309 1/66 LED LI	2820	66	75	11200	6160
High power 43W 3750lm 1000mm					
LTS 309 1/22 LED LI	580	22	25	3880	2130
LTS 309 1/33 LED LI	860	33	38	5820	3200
LTS 309 1/43 LED LI	1140	43	49	7760	4270
LTS 309 1/54 LED LI	1420	54	62	9700	5340
LTS 309 1/65 LED LI	1700	65	74	11640	6400
LTS 309 1/75 LED LI	1980	75	86	13580	7470
LTS 309 1/86 LED LI	2260	86	98	15520	8540
LTS 309 1/97 LED LI	2540	97	111	17460	9600
LTS 309 1/107 LED LI	2820	107	122	19400	10670

Based on CCT=3000K CRI(Ra)>80



Power, Luminous Flux and CCT depending on customer need; current detail technical data on website www.sentinel.pl
 Power & Luminous flux tolerance +/- 10%. Driverless versions on request.

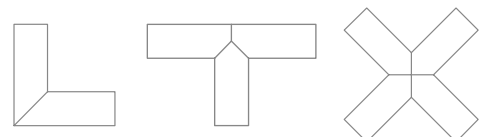


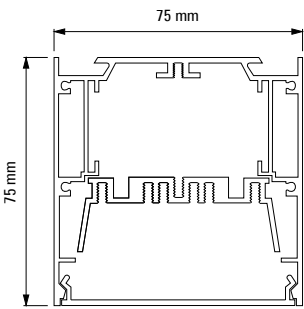
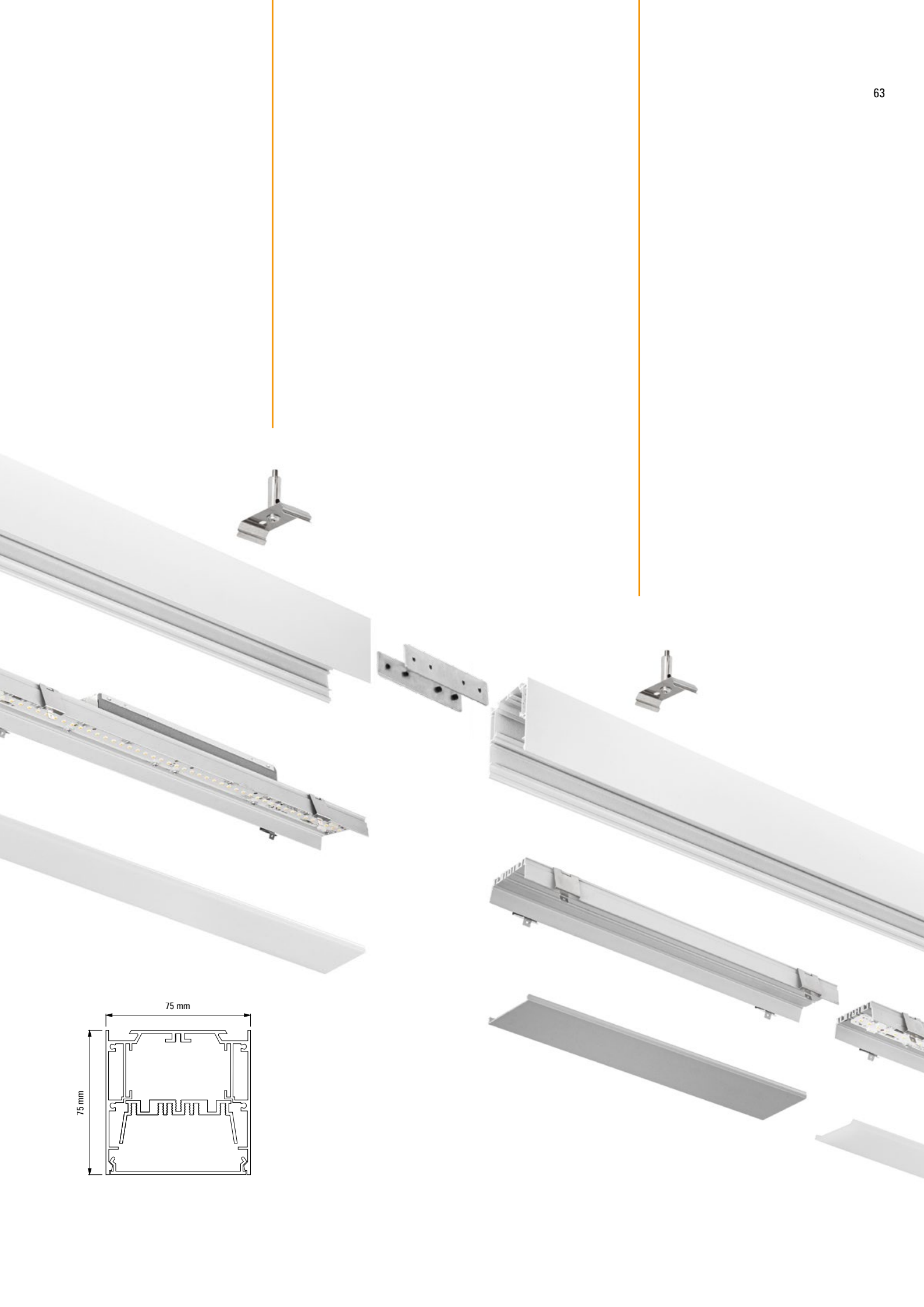
LINEA L [SYSTEM]

Modular LED aluminium profile system
 Designed for continuous lighting systems with different shapes and individual luminaires
 Medium power version: 27W | 2200lm | 1000mm length | luminaire
 High power version: 43W | 3750lm | 1000mm length | luminaire
 Many different junctions and connectors to create any lighting structures
 High performance opal diffuser
 Surface mounted or suspended
 Height-adjustable cord suspension with transparent power supply cable
 and ceiling base for suspended version





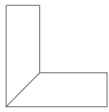
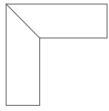
CCT= 3000K | 3500K | 4000K | other on request
 CRI(Ra) > 80 as standard | CRI(Ra)>90 on request
 MacAdam 3

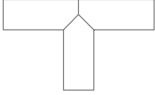
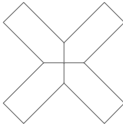




5 years guarantee
 220-240V 50/60 Hz Power supply
 ON/OFF | DALI | CASAMBI | BLL | TUNABLE WHITE
 Anodized/White/Black other colours on request
 ca. 3,5kg | 1000mm





LINEA L [SYSTEM]

Type	Length [mm]	CRI+CCT *	Dimming	Colour
	Aluminium empty profile			■ AA (ANODIZED ALUMINIUM) WH (WHITE) BL (BLACK)
	LTS 309 EP 1000 [cut to required length] ■	1000		
	LTS 309 EP 2000 [cut to required length] ■	2000		
	LTS 309 EP 3000 [cut to required length] ■	3000		
	LED linear inserts			■ ■ ON/OFF DALI CASAMBI BLL TW (TUNABLE WHITE)
	Low power: 14W 1200lm 1000mm			
	LTS 309 1/7 LED LI ■ ■	565	830	
	LTS 309 1/10 LED LI ■ ■	845	835	
	LTS 309 1/14 LED LI ■ ■	1125	840	
	LTS 309 1/17 LED LI ■ ■	1405		
	Medium power: 27W 1200lm 1000mm			
	LTS 309 1/14 LED L ■ ■	565	830	
	LTS 309 1/20 LED LI ■ ■	845	835	
	LTS 309 1/27 LED LI ■ ■	1125	840	
	LTS 309 1/33 LED LI ■ ■	1405		
	High power 43W 3750lm 1000mm			
	LTS 309 1/22 LED LI ■ ■	580	830	
	LTS 309 1/33 LED LI ■ ■	860	835	
	LTS 309 1/43 LED LI ■ ■	1140	840	
	LTS 309 1/54 LED LI ■ ■	1420		
	Opal Cover			
	LTS 309 PM 1000 [cut to required length]	1000		
	LTS 309 PM 2000 [cut to required length]	2000		
	Aluminium Blind Cover			■ AA (ANODIZED ALUMINIUM) WH (WHITE) BL (BLACK)
	LTS 309 BC 1000 [cut to required length] ■	1000		
	LTS 309 BC 2000 [cut to required length] ■	2000		
	L Junction 90DEG horizontal			■ AA (ANODIZED ALUMINIUM) WH (WHITE) BL (BLACK)
	LTS 309 LJH ■			
	L Junction 90DEG vertical for wall-ceiling connection			■ AA (ANODIZED ALUMINIUM) WH (WHITE) BL (BLACK)
	LTS 309 LJV ■			

Type		Lenght [mm]	CRI+CCT *	Dimming	Colour
	T Junction LTS 309 TJ ■				■ AA (ANODIZED ALUMINIUM) WH (WHITE) BL (BLACK)
	X Junction LTS 309 XJ ■				■ AA (ANODIZED ALUMINIUM) WH (WHITE) BL (BLACK)
	Invisible line connectors 180DEG (pair) LTS 309 ILC				GALVANIZED STEEL
	Invisible line connectors for any angle connections (pair) LTS 309 ILCA				GALVANIZED STEEL
	End Caps LTS 309 EC (pair) ■	75x75 h=2			■ AA (ANODIZED ALUMINIUM) WH (WHITE) BL (BLACK)
	Power supply LTS 309 PS 3x0,75mm2 2000 ■ LTS 309 PS 5x0,75mm2 2000 ■ other execution and lenghts on request	2000 2000			■ AA (ANODIZED ALUMINIUM) WH (WHITE) BL (BLACK)
	Ceiling brackets LTS 309 CB (pair)				STAINLESS STEEL
	Suspension Wire Kit LTS 309 SWK 2000 other lenghts on request	2000			STAINLESS STEEL