




DOWNLIGHTS

Round and square recessed LED downlights designed for general and accent lighting.
A diversification of shapes, sizes, lumen output and wattage.

Bright, vivid, colorful LED light.

The most known top worldwide brands on the board.






PIXO XS

LUMIX M

LUMIX L

Diameter / Length x Width [mm]	Ø94	Ø145	Ø157
Cut out [mm]	Ø80	Ø132	Ø150
Height [mm]	37	140	130
CCT	2700K	2700K	2700K
	3000K	3000K	3000K
	3000K CRISP WHITE	3000K CRISP WHITE	3000K CRISP WHITE
	3500K	3500K	3500K
	4000K	4000K	4000K
	5000K	5000K	5000K
	FRESH MEAT	FRESH MEAT	FRESH MEAT
	MEAT +	MEAT +	MEAT +
	FISH	FISH	FISH
	VEGETABLE	VEGETABLE	VEGETABLE
	FRUITS	FRUITS	FRUITS
GOLD	GOLD	GOLD	
JEWELERY	JEWELERY	JEWELERY	
ART	ART	ART	
CRI (Ra)		>80	>80
		>90	>90
		>97	>97
Luminaire Lumen Class Category	1100lm	1100lm	1100lm
		2000lm	2000lm
		3000lm	3000lm
		4000lm	4000lm
			5000lm
Switching / Control	ON/OFF	ON/OFF	ON/OFF
	DALI	DALI	DALI
	CASAMBI	CASAMBI	CASAMBI
	BLL	BLL	BLL
	TUNABLE WHITE	TUNABLE WHITE	TUNABLE WHITE





LUMIX XL

LUMICA XL ROUND

LUMICA XXL ROUND

LUMICA XL SQUARE

Ø180
Ø170
119

Ø200
Ø190
180

Ø225
Ø215
180

200x200
190x190
150

2700K
3000K
3000K CRISP WHITE
3500K
4000K
5000K
FRESH MEAT
MEAT +
FISH
VEGETABLE
FRUITS
GOLD
JEWELERY
ART

3000K

3000K

3000K

4000K

4000K

>80
>90
>97

>80

>80

>80

1100lm
2000lm
3000lm
4000lm
5000lm

1100lm
2000lm
3000lm
4000lm
5000lm

1100lm
2000lm
3000lm
4000lm
5000lm

1100lm
2000lm
3000lm
4000lm
5000lm

ON/OFF
DALI
CASAMBI
BLL
TUNABLE WHITE

ON/OFF
DALI

ON/OFF
DALI

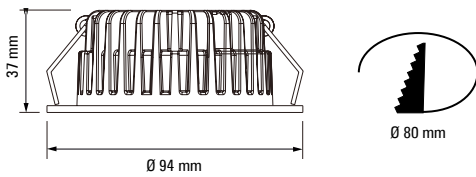
ON/OFF
DALI


PIXO XS

LED recessed downlights
 max. 7W(Module) / 10W(System)
 max. 950lm(M) / 810lm(S)
 CCT=2700K | 3000K | 3250K | 3500K | 4000K | 5000K
 1100lm luminaire lumen class category

CRISP WHITE | FASHION - BEST COLOUR + BEST WHITE
 FRESH MEAT | MEAT+ | FISH | VEGETABLE | FRUITS |
 GOLD | JEWELRY | ART

CRI(Ra) > 80 | CRI(Ra)>90 | CRI(Ra)>97
 MacAdam 2
 Fixed
 5 years guarantee
 220-240V; 50/60 Hz AC Power supply
 ON/OFF | 1-10V | PUSH-DIM | DALI | CASAMBI | BLL |
 TUNABLE WHITE
 IP54
 White/Black
 0,3kg



Type	CRI + CCT *	Reflector	Dimming	Colour
EDS 81 1/7 	827	15°	ON/OFF	WH (WHITE)
	830	25°	DALI	BL (BLACK)
	840	38°	CASAMBI	
	927	60°	BLL	
	930		TUNABLE WHITE	
	930 BBBL			
	930 BRILIANT VIVID			
	935			
940				

* - other versions like CRISP WHITE, PREMIUM WHITE, CLEAR WHITE, MEAT etc. also possible
 Order example: EDS 81 1/7 LED927 15DEG ON/OFF WHITE

Type	COB Power [W]	Luminaire Power [W]	COB Flux* [lm]	Luminaire Flux* [lm]
EDS 81 1/7	7	10	950	810

Based on CCT=3000K CRI(Ra)>90



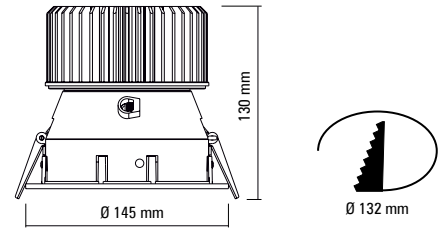
Power, Luminous Flux and CCT depending on customer need; current detail technical data on website www.sentinel.pl
 Power & Luminous flux tolerance +/- 10%. Driverless versions on request.

LUMIX M

LED recessed downlights
 max. 39W(Module) / 42W(System)
 max. 4350(M) / 3700lm(S)
 CCT=2700K | 3000K | 3250K | 3500K | 4000K | 5000K
 1100lm / 2000lm / 3000lm / 4000lm / 5000lm luminaire lumen class category

CRISP WHITE | FASHION - BEST COLOUR + BEST WHITE
 FRESH MEAT | MEAT+ | FISH | VEGETABLE | FRUITS | GOLD | JEWELRY | ART

CRI(Ra) > 80 | CRI(Ra)>90 | CRI(Ra)>97
 MacAdam 2
 Fixed
 5 years guarantee
 220-240V; 50/60 Hz AC Power supply
 ON/OFF | 1-10V | PUSH-DIM | DALI | CASAMBI | BLL | TUNABLE WHITE
 IP44
 White/Black
 CCT=2700K | 3000K | 3250K | 3500K | 4000K | 5000K



Type	CRI + CCT *	Reflector	Dimming	Colour
EDS 132 1/17 LED	827	15°	ON/OFF	WH (WHITE)
EDS 132 1/21 LED	830	24°	DALI	BL (BLACK)
EDS 132 1/25 LED	840	42°	CASAMBI	
EDS 132 1/29 LED	927	64°	BLL	
EDS 132 1/33 LED	930		TUNABLE WHITE	
EDS 132 1/35 LED	930 BBBL			
EDS 132 1/37 LED	930 BRILIANT VIVID			
EDS 132 1/39 LED	935			
	940			

* - other versions like CRISP WHITE, PREMIUM WHITE, CLEAR WHITE, MEAT etc. also possible
 Order example: EDS 132 1/39 LED 830 42DEG ON/OFF WHITE

Type	COB Power [W]	Luminaire Power [W]	COB Flux* [lm]	Luminaire Flux* [lm]
EDS 132 1/17 LED	17	20	2250	1913
EDS 132 1/21 LED	21	24	2658	2259
EDS 132 1/25 LED	25	28	3052	2594
EDS 132 1/29 LED	29	32	3435	2920
EDS 132 1/33 LED	33	38	3807	3236
EDS 132 1/35 LED	35	40	3989	3391
EDS 132 1/37 LED	37	40	4169	3544
EDS 132 1/39 LED	39	42	4346	3694

Based on CCT=3000K CRI(Ra)>90



Power, Luminous Flux and CCT depending on customer need; current detail technical data on website www.sentinel.pl
 Power & Luminous flux tolerance +/- 10%. Driverless versions on request.



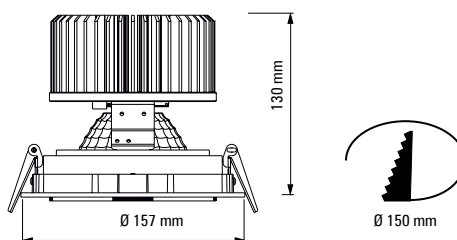


LUMIX L

LED recessed downlights
 max. 39W(Module) / 42W(System)
 max. 4350(M) / 3700lm(S)
 CCT=2700K | 3000K | 3250K | 3500K | 4000K | 5000K
 1100lm / 2000lm / 3000lm / 4000lm / 5000lm luminaire
 lumen class category

CRISP WHITE | FASHION - BEST COLOUR + BEST WHITE
 FRESH MEAT | MEAT+ | FISH | VEGETABLE | FRUITS |
 GOLD | JEWELRY | ART

CRI(Ra) > 80 | CRI(Ra)>90 | CRI(Ra)>97
 MacAdam 2
 Fixed
 5 years guarantee
 220-240V; 50/60 Hz AC Power supply
 ON/OFF | 1-10V | PUSH-DIM | DALI | CASAMBI | BLL |
 TUNABLE WHITE
 White/Black
 1,4kg



Type	CRI + CCT *	Reflector	Dimming	Colour
EDS 151 1/17 LED	827	15°	ON/OFF	WH (WHITE)
EDS 151 1/21 LED	830	24°	DALI	BL (BLACK)
EDS 151 1/25 LED	840	42°	CASAMBI	SILVER
EDS 151 1/29 LED	927	64°	BLL	
EDS 151 1/33 LED	930		TUNABLE WHITE	
EDS 151 1/35 LED	930 BBBL			
EDS 151 1/37 LED	930 BRILIANT VIVID			
EDS 151 1/39 LED	935			
	940			

* - other versions like CRISP WHITE, PREMIUM WHITE, CLEAR WHITE, MEAT etc. also possible
 Order example: EDS 151 1/39 LED930 42DEG ON/OFF WHITE

Type	COB Power [W]	Luminaire Power [W]	COB Flux* [lm]	Luminaire Flux* [lm]
EDS 151 1/17 LED	17	20	2250	1913
EDS 151 1/21 LED	21	24	2658	2259
EDS 151 1/25 LED	25	28	3052	2594
EDS 151 1/29 LED	29	32	3435	2920
EDS 151 1/33 LED	33	38	3807	3236
EDS 151 1/35 LED	35	40	3989	3391
EDS 151 1/37 LED	37	40	4169	3544
EDS 151 1/39 LED	39	42	4346	3694

Based on CCT=3000K CRI(Ra)>90



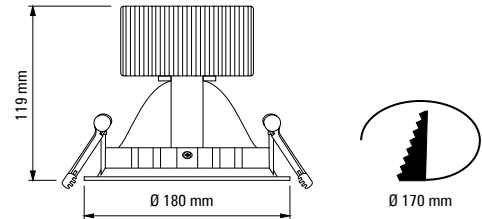
Power, Luminous Flux and CCT depending on customer need; current detail technical data on website www.sentinel.pl
 Power & Luminous flux tolerance +/- 10%. Driverless versions on request.

LUMIX XL

LED recessed downlights
 max. 39W(Module) / 42W(System)
 max. 4350(M) / 3700lm(S)
 CCT=2700K | 3000K | 3250K | 3500K | 4000K | 5000K
 1100lm / 2000lm / 3000lm / 4000lm / 5000lm luminaire
 lumen class category

CRISP WHITE | FASHION - BEST COLOUR + BEST WHITE
 FRESH MEAT | MEAT+ | FISH | VEGETABLE | FRUITS |
 GOLD | JEWELRY | ART

CRI(Ra) > 80 | CRI(Ra)>90 | CRI(Ra)>97
 MacAdam 2
 Fixed
 5 years guarantee
 220-240V; 50/60 Hz AC Power supply
 ON/OFF | 1-10V | PUSH-DIM | DALI | CASAMBI | BLL |
 TUNABLE WHITE
 White/Black
 1,5kg



DOWNLIGHTS

Type	CRI + CCT *	Reflector	Dimming	Colour
EDS 170 1/17 LED	827	64°	ON/OFF	WH (WHITE)
EDS 170 1/21 LED	830		DALI	BL (BLACK)
EDS 170 1/25 LED	840		CASAMBI	SILVER
EDS 170 1/29 LED	927		BLL	
EDS 170 1/33 LED	930		TUNABLE WHITE	
EDS 170 1/35 LED	930 BBBL			
EDS 170 1/37 LED	930 BRILIANT VIVID			
EDS 170 1/39 LED	935			
	940			

* - other versions like CRISP WHITE, PREMIUM WHITE, CLEAR WHITE, MEAT etc. also possible
 Order example: EDS 170 1/39 LED930 42DEG ON/OFF WHITE

Type	COB Power [W]	Luminaire Power [W]	COB Flux* [lm]	Luminaire Flux* [lm]
EDS 170 1/17 LED	17	20	2250	1913
EDS 170 1/21 LED	21	24	2658	2259
EDS 170 1/25 LED	25	28	3052	2594
EDS 170 1/29 LED	29	32	3435	2920
EDS 170 1/33 LED	33	38	3807	3236
EDS 170 1/35 LED	35	40	3989	3391
EDS 170 1/37 LED	37	40	4169	3544
EDS 170 1/39 LED	39	42	4346	3694

Based on CCT=3000K CRI(Ra)>90

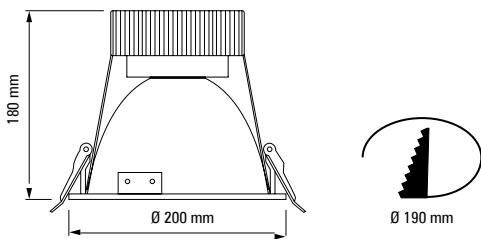


Power, Luminous Flux and CCT depending on customer need; current detail technical data on website www.sentinel.pl
 Power & Luminous flux tolerance +/- 10%. Driverless versions on request.

LUMICA XL ROUND

LED recessed downlight
 max. 28W (Module) / 32W (System)
 max. 3120lm (M) / 2652lm (S)
 CCT= 3000K | 4000K | 5000K
 1100lm / 2000lm / 3000lm luminaire lumen class category

CRI(Ra) > 80
 MacAdam 3
 5 years guarantee
 220-240V; 50/60 Hz AC Power supply
 ON/OFF | DALI
 White/Black
 1,1kg



Type	CRI + CCT *	Reflector	Dimming	Colour
EOS 190 1/19	830	51°	ON/OFF	WH (WHITE)
EOS 190 1/26	840		DALI	BL (BLACK)
EOS 190 1/44				

Order example: EOS 190 1/44 LED830 51DEG DALI WHITE

Type	COB Power [W]	Luminaire Power [W]	COB Flux* [lm]	Luminaire Flux* [lm]
EOS 190 1/19	19	22	2550	2170
EOS 190 1/26	26	30	3370	2870
EOS 190 1/44	44	50	5050	4300

Based on CCT=3000K CRI(Ra)>80



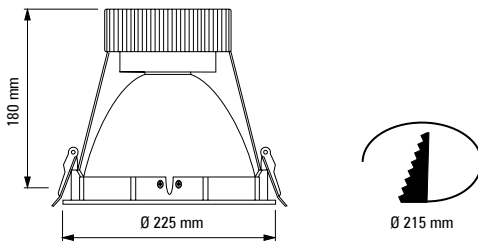
Power, Luminous Flux and CCT depending on customer need; current detail technical data on website www.sentinel.pl
 Power & Luminous flux tolerance +/- 10%. Driverless versions on request.



LUMICA XXL ROUND

LED recessed downlight
 max. 28W (Module) / 32W (System)
 max. 3120lm (M) / 2652lm (S)
 CCT= 3000K | 4000K | 5000K
 1100lm / 2000lm / 3000lm luminaire lumen class category

CRI(Ra) > 80
 MacAdam 3
 5 years guarantee
 220-240V; 50/60 Hz AC Power supply
 ON/OFF | DALI
 White/Black
 1,1kg



Type	CRI + CCT *	Reflector	Dimming	Colour
EOS 215 1/19	830	51°	ON/OFF	WH (WHITE)
EOS 215 1/28	840		DALI	BL (BLACK)
EOS 215 1/44				

Order example: EOS 215 1/28 LED830 51DEG DALI WHITE

Type	COB Power [W]	Luminaire Power [W]	COB Flux* [lm]	Luminaire Flux* [lm]
EOS 215 1/19	19	22	2550	2170
EOS 215 1/28	26	30	3370	2870
EOS 215 1/44	44	50	5050	4300

Based on CCT=3000K CRI(Ra)>80

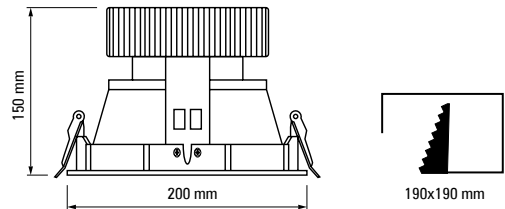









Power, Luminous Flux and CCT depending on customer need; current detail technical data on website www.sentinel.pl
 Power & Luminous flux tolerance +/- 10%. Driverless versions on request.

LUMICA XL SQUARE

LED recessed downlight
 max. 28W (Module) / 32W (System)
 max. 3120lm (M) / 2652lm (S)
 CCT= 3000K | 4000K | 5000K
 1100lm / 2000lm / 3000lm luminaire lumen class category

CRI(Ra) > 80
 MacAdam 3
 5 years guarantee
 220-240V; 50/60 Hz AC Power supply
 ON/OFF | DALI
 White/Black
 1,1kg



Type	CRI + CCT *	Reflector	Dimming	Colour
QOS 190 1/19 	830 	71° 	ON/OFF 	WH (WHITE) 
QOS 190 1/26 	840		DALI	BL (BLACK)
QOS 190 1/44 				

Order example: QOS 190 1/28 LED840 71DEG DALI WHITE

Type	COB Power [W]	Luminaire Power [W]	COB Flux* [lm]	Luminaire Flux* [lm]
QOS 190 1/10	19	22	2550	2170
QOS 190 1/18	26	30	3370	2870
QOS 190 1/28	44	50	5050	4300

Based on CCT=3000K CRI(Ra)>80



Power, Luminous Flux and CCT depending on customer need; current detail technical data on website www.sentinel.pl
 Power & Luminous flux tolerance +/- 10%. Driverless versions on request.



