

LINEA L [SYSTEM]

Modular LED aluminium profile system

Designed for continuous lighting systems with different shapes and individual luminaires

Medium power version: 27W | 2200lm | 1000mm length | luminaire

High power version: 43W | 3750lm | 1000mm length | luminaire

Many different junctions and connectors to create any lighting structures

High performance opal diffuser

Surface mounted or suspended

Height-adjustable cord suspension with transparent power supply cable
and ceiling base for suspended version

CCT= 3000K | 3500K | 4000K | other on request

CRI(Ra) > 80 as standard | CRI(Ra)>90 on request

MacAdam 3

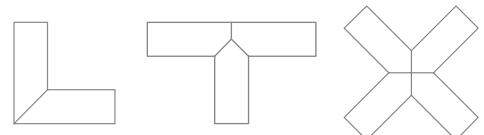
5 years guarantee

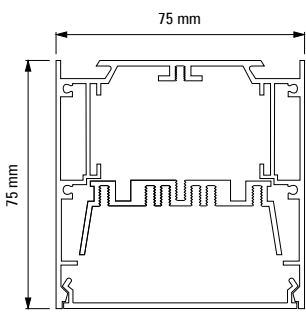
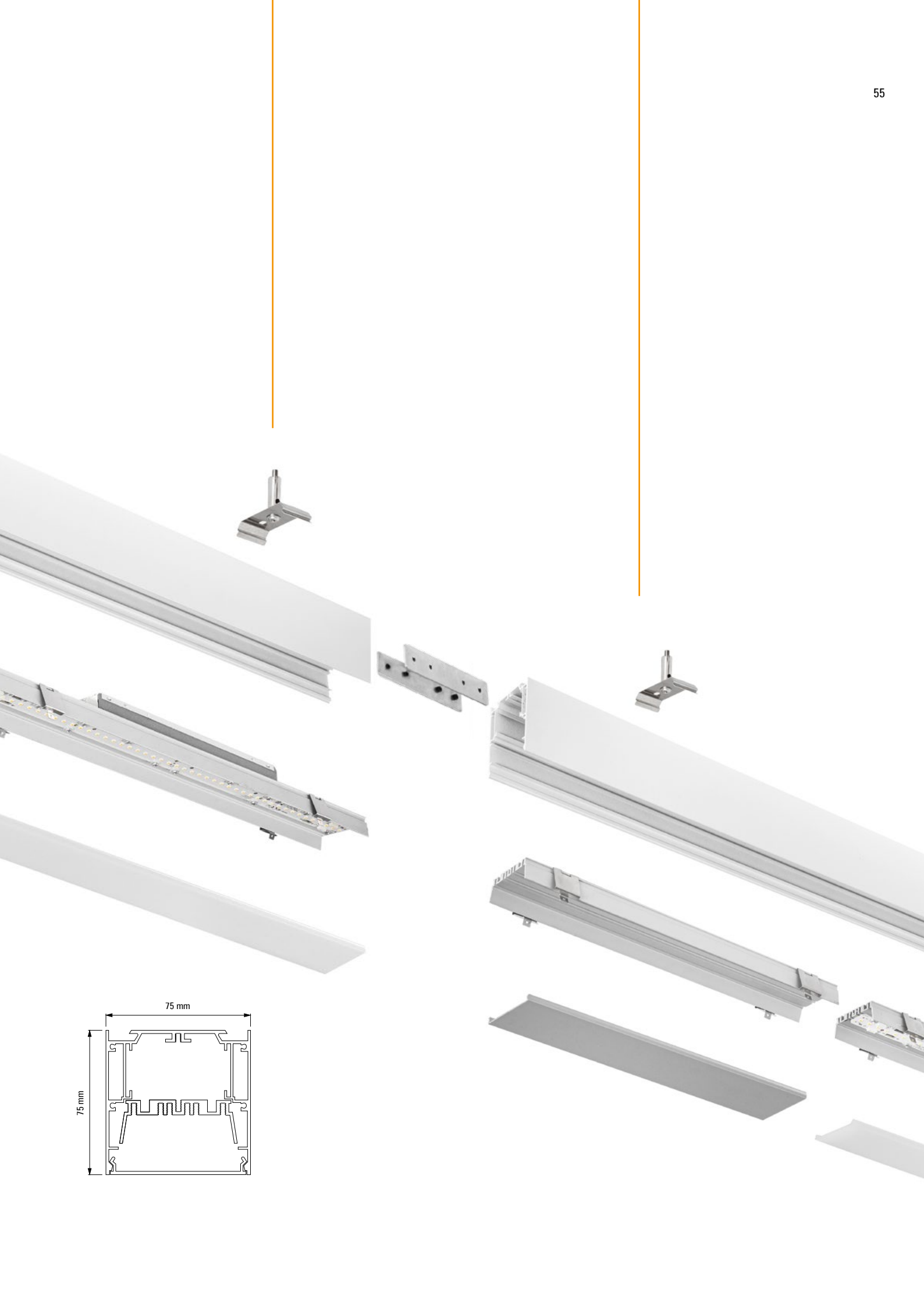
220-240V 50/60 Hz Power supply

ON/OFF | DALI | CASAMBI | BLL | TUNABLE WHITE





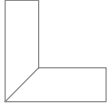
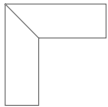
Anodized/White/Black other colours on request

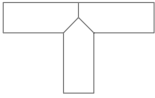
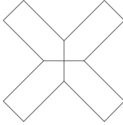




ca. 3,5kg | 1000mm





LINEA L [SYSTEM]

Type	Length [mm]	CRI+CCT *	Dimming	Colour
	Aluminium empty profile			■
	LTS 309 EP 1000 [cut to required length] ■	1000		AA (ANODIZED ALUMINIUM)
	LTS 309 EP 2000 [cut to required length] ■	2000		WH (WHITE)
	LTS 309 EP 3000 [cut to required length] ■	3000		BL (BLACK)
	LED linear inserts			■ ■
	Low power: 14W 1200lm 1000mm			
	LTS 309 1/7 LED LI ■ ■	565	830	
	LTS 309 1/10 LED LI ■ ■	845	835	
	LTS 309 1/14 LED LI ■ ■	1125	840	
	LTS 309 1/17 LED LI ■ ■	1405		
	Medium power: 27W 1200lm 1000mm			
	LTS 309 1/14 LED LI ■ ■	565	830	ON/OFF
	LTS 309 1/20 LED LI ■ ■	845	835	DALI
	LTS 309 1/27 LED LI ■ ■	1125	840	CASAMBI
	LTS 309 1/33 LED LI ■ ■	1405		BLL
				TW (TUNABLE WHITE)
	High power 43W 3750lm 1000mm			
LTS 309 1/22 LED LI ■ ■	580	830		
LTS 309 1/33 LED LI ■ ■	860	835		
LTS 309 1/43 LED LI ■ ■	1140	840		
LTS 309 1/54 LED LI ■ ■	1420			
	Opal Cover			
	LTS 309 PM 1000 [cut to required length]	1000		
	LTS 309 PM 2000 [cut to required length]	2000		
	Aluminium Blind Cover			■
	LTS 309 BC 1000 [cut to required length] ■	1000		AA (ANODIZED ALUMINIUM)
	LTS 309 BC 2000 [cut to required length] ■	2000		WH (WHITE) BL (BLACK)
	L Junction 90DEG horizontal			■
	LTS 309 LJH ■			AA (ANODIZED ALUMINIUM) WH (WHITE) BL (BLACK)
	L Junction 90DEG vertical for wall-ceiling connection			■
	LTS 309 LJV ■			AA (ANODIZED ALUMINIUM) WH (WHITE) BL (BLACK)

Type		Lenght [mm]	CRI+CCT *	Dimming	Colour
	T Junction LTS 309 TJ ■				■ AA (ANODIZED ALUMINIUM) WH (WHITE) BL (BLACK)
	X Junction LTS 309 XJ ■				■ AA (ANODIZED ALUMINIUM) WH (WHITE) BL (BLACK)
	Invisible line connectors 180DEG (pair) LTS 309 ILC				GALVANIZED STEEL
	Invisible line connectors for any angle connections (pair) LTS 309 ILCA				GALVANIZED STEEL
	End Caps LTS 309 EC (pair) ■	75x75 h=2			■ AA (ANODIZED ALUMINIUM) WH (WHITE) BL (BLACK)
	Power supply LTS 309 PS 3x0,75mm2 2000 ■ LTS 309 PS 5x0,75mm2 2000 ■ other execution and lenghts on request	2000 2000			■ AA (ANODIZED ALUMINIUM) WH (WHITE) BL (BLACK)
	Ceiling brackets LTS 309 CB (pair)				STAINLESS STEEL
	Suspension Wire Kit LTS 309 SWK 2000 other lenghts on request	2000			STAINLESS STEEL