

## LINEA S [ SYSTEM ]

Designed for continuous lighting systems with different shapes and individual luminaires

Low power version: 14W | 1200lm | 1000mm length | luminaire

Medium power version: 27W | 2200lm | 1000mm length | luminaire

Many different junctions and connectors to create any lighting structures

High performance opal diffuser

Surface mounted or suspended

Height-adjustable cord suspension with transparent power supply cable and ceiling base for suspended version

CCT= 3000K | 3500K | 4000K | other on request

CRI(Ra) > 80 as standard | CRI(Ra)>90 on request

MacAdam 3

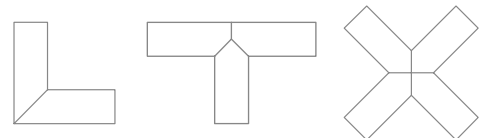
5 years guarantee

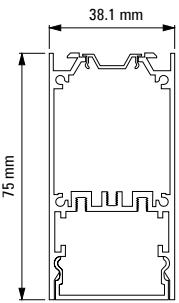
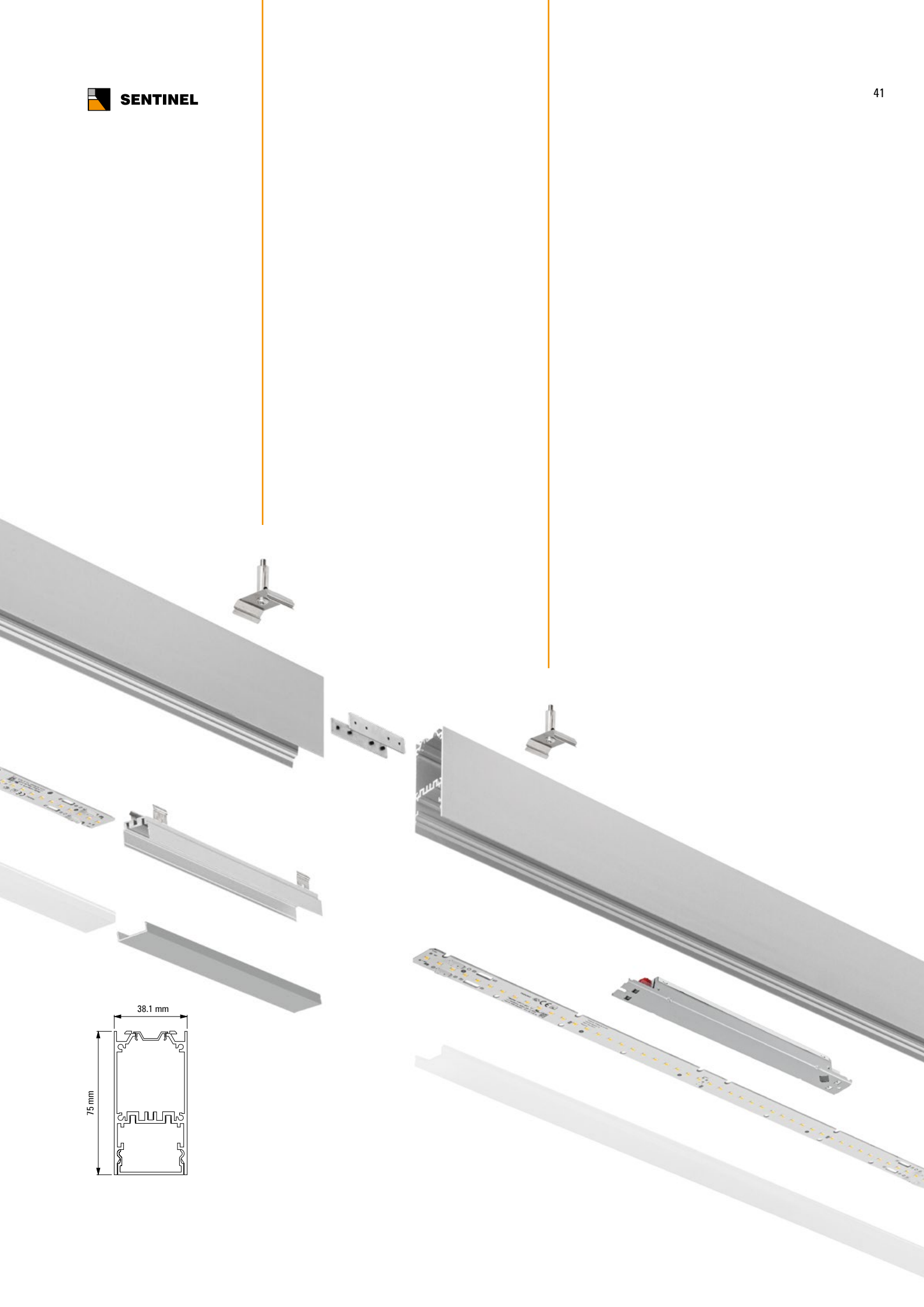
220-240V 50/60 Hz Power supply

ON/OFF | DALI | CASAMBI | BLL | TUNABLE WHITE





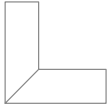
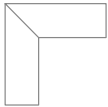
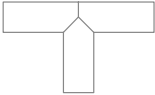
Anodized/White/Black other colours on request

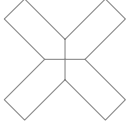




ca. 3kg | 1000mm





# LINEA S [ SYSTEM ]

Type	Lenght [mm]	CRI+CCT *	Dimming	Colour
	<b>Aluminium empty profile</b>			■ AA (ANODIZED ALUMINIUM) WH (WHITE) BK (BLACK)
	LTS 303 EP 1000 [cut to required length] ■	1000		
	LTS 303 EP 2000 [cut to required length] ■	2000		
	LTS 303 EP 3000 [cut to required length] ■	3000		
	<b>LED linear inserts</b>			■ ■ ON/OFF DALI CASAMBI BLL TW (TUNABLE WHITE)
	<b>low power: 14W   1200lm   1000mm</b>			
	LTS 303 1/7 LED LI ■ ■	565	830	
	LTS 303 1/10 LED LI ■ ■	845	835	
	LTS 303 1/14 LED LI ■ ■	1125	840	
	LTS 303 1/17 LED LI ■ ■	1405		
	<b>low power: 14W   1200lm   1000mm</b>			
	LTS 303 1/7 LED LI ■ ■	565	830	
	LTS 303 1/10 LED LI ■ ■	845	835	
	LTS 303 1/14 LED LI ■ ■	1125	840	
	LTS 303 1/17 LED LI ■ ■	1405		
		<b>Opal Cover</b>		
LTS 303 PM 1000 [cut to required length]		1000		
LTS 303 PM 2000 [cut to required length]		2000		
	<b>Aluminium Blind Cover</b>			■ AA (ANODIZED ALUMINIUM) WH (WHITE) BK (BLACK)
	LTS 303 PM 1000 [cut to required length] ■	1000		
	LTS 303 PM 2000 [cut to required length] ■	2000		
	<b>L Junction 90DEG horizontal</b>			■ AA (ANODIZED ALUMINIUM) WH (WHITE) BK (BLACK)
	LTS 303 LJH ■			
	<b>L Junction 90DEG vertical for wall-ceiling connection</b>			■ AA (ANODIZED ALUMINIUM) WH (WHITE) BK (BLACK)
	LTS 303 LJV ■			
	<b>T Junction</b>			■ AA (ANODIZED ALUMINIUM) WH (WHITE) BK (BLACK)
	LTS 303 TJ ■			

Type		Lenght [mm]	CRI+CCT *	Dimming	Colour
	<b>X Junction</b> LTS 303 XJ ■				■ AA (ANODIZED ALUMINIUM) WH (WHITE) BL (BLACK)
	<b>Invisible line connectors 180DEG (pair)</b> LTS 303 ILC				GALVANIZED STEEL
	<b>Invisible line connectors for any angle connections (pair)</b> LTS 303 ILCA				GALVANIZED STEEL
	<b>End Caps</b> LTS 303 EC ■ (pair)	38x75x2			■ AA (ANODIZED ALUMINIUM) WH (WHITE) BL (BLACK)
	<b>Power supply</b> LTS 303 PS 3x0,75mm2 2000 ■ LTS 303 PS 5x0,75mm2 2000 ■ other execution and lenghts on request	2000 2000			■ AA (ANODIZED ALUMINIUM) WH (WHITE) BL (BLACK)
	<b>Ceiling brackets</b> LTS 303 CB (pair)				STAINLESS STEEL
	<b>Suspension Wire Kit</b> LTS 303 SWK 2000 other lenghts on request	2000			STAINLESS STEEL